



SATISFACTION SURVEY ON AU UNIQUENESS AND IDENTITY IMPLEMENTATION

**Institute for Research and Academic Services
May 2025**

**I
R
A
S**



ACADEMIC YEAR 2024

Project Advisor:
Preecha Methavasarakhak, Ph.D.

Project Researchers:
Chananton Thanakultheeladit
Ratikorn Chuensuksomboon

SATISFACTION SURVEY ON AU UNIQUENESS AND IDENTITY IMPLEMENTATION

Academic Year 2024

Project Advisor:
Preecha Methavasarakh, Ph.D.

Project Researchers:
Chananton Thanakultheeladit
Ratikorn Chuensuksomboon

**Institute for Research and Academic Services
May 2025**

Preface

The Institute for Research and Academic Services (IRAS) has conducted the Satisfaction Survey on AU Uniqueness and Identity Implementation in order to check the notion and perception toward the AU's policy implementation from AU community and market employers. Moreover, the purpose of this research study is aimed to do accordingly to meet the standard criteria and indicators which determined by the Assumption University Revised Strategic Plan (2025 –2027) for the University's administrators and personnel to use as a guideline and a tool to efficiently manage the University and their units to engender the enhancement of the University's competitiveness

IRAS would like to thank the AU's personnel both lecturers and staff members from various faculties for assisting us in collecting data from students. Finally, IRAS would like to thank all those respondents who provided valuable and useful data.

Institute for Research and Academic Service

Executive Summary

The results of the Survey on AU Uniqueness and Identities Implementation were classified into 3 dimensions as follows:

- AU Uniqueness
- AU Identity Development
- AU Identity Students and Market Employer

1. AU Uniqueness

The AU Uniqueness perceived by faculty and staff members. They gave a high satisfaction feedback with the mean scores of 4.41, AU Uniqueness was 4.43, AU Core Competencies was 4.47, AU Core Values was 4.27 and Integrity, Social Consciousness, and Discipline was 4.35 respectively.

2. AU Identity Development

The AU Identity Development perceived by faculty and staff members. They gave a high satisfaction feedback with the mean scores of AU Integrity, Social Consciousness & Discipline was 4.35 respectively.

3. AU Identity Students and Market Employer

3.1 Students demonstrated that overall respondents were given the mean scores of 4.12 (High). Ethics with the mean scores 4.16, English proficiency was 4.10 and Entrepreneurial spirit was 4.11.

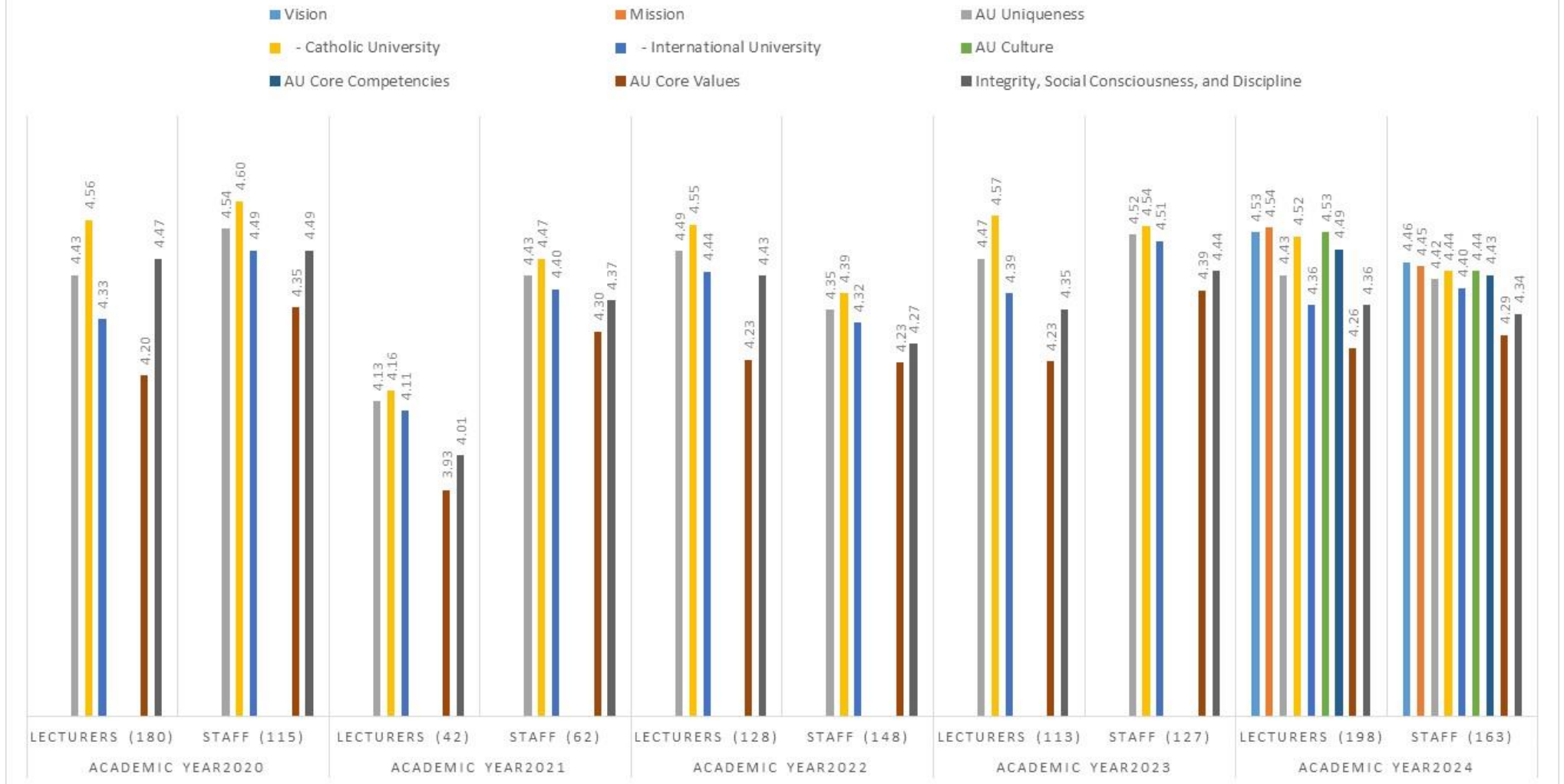
3.2 Assumption University's Identity score by market employers were 4.23. Market Employer is the most satisfaction with English Proficiency's overall score were 4.32 for the major satisfaction of English Proficiency is on Under Standing score: 4.34. Ethics score were 4.21, and Entrepreneurial Spirit score were 4.15. This result reflects from market employer that Assumption University could be produce graduate with good language skills into the Labor Market.

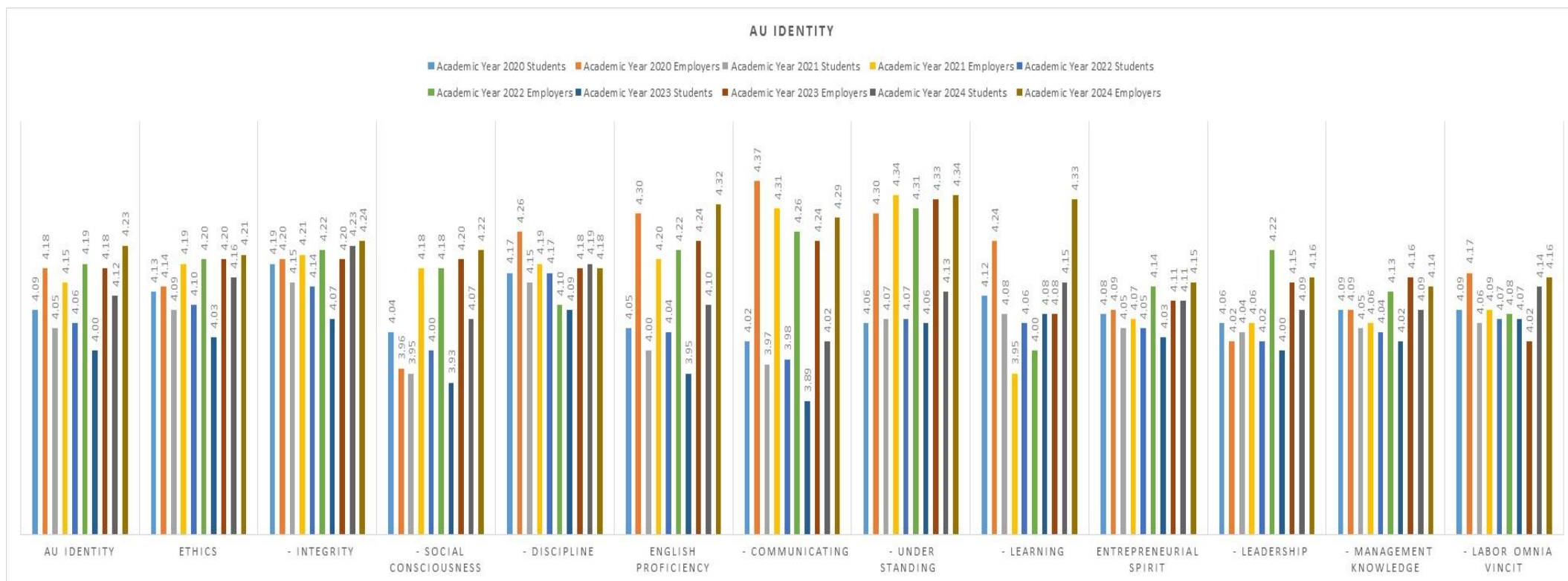
Conclusion

The overall of stakeholders (students, faculty members, staff members, and market employers) satisfaction toward AU Uniqueness and Identity score as the following table:

Dimension	Lecturers		Staff		Total	
	Mean	S.D.	Mean	S.D.	Mean	S.D.
AU Vision	4.53	0.59	4.46	0.60	4.50	0.60
AU Mission	4.54	0.62	4.45	0.59	4.50	0.61
AU Uniqueness	4.43	0.70	4.42	0.71	4.43	0.71
Catholic University	4.52	0.69	4.44	0.73	4.48	0.71
International University	4.36	0.75	4.40	0.71	4.38	0.73
AU Culture	4.53	0.63	4.44	0.62	4.49	0.63
AU Core Competencies	4.49	0.58	4.43	0.61	4.46	0.60
AU Core Values	4.26	0.78	4.29	0.72	4.28	0.75
Integrity, Social Consciousness, and Discipline	4.36	0.74	4.34	0.73	4.35	0.74
Dimension	Students		Employers		Total	
	Mean	S.D.	Mean	S.D.	Mean	S.D.
AU Identity	4.12	0.65	4.23	0.38	4.18	0.52
Ethics	4.16	0.68	4.21	0.46	4.19	0.57
Integrity	4.23	0.72	4.24	0.55	4.24	0.64
Social Consciousness	4.07	0.75	4.22	0.56	4.15	0.66
Discipline	4.19	0.76	4.18	0.56	4.19	0.66
English Competency	4.10	0.73	4.32	0.51	4.21	0.62
Communicating	4.02	0.75	4.29	0.51	4.16	0.63
Under Standing	4.13	0.79	4.34	0.64	4.24	0.72
Learning	4.15	0.78	4.33	0.66	4.24	0.72
Entrepreneurial Spirit	4.11	0.69	4.15	0.42	4.13	0.56
Leadership	4.09	0.74	4.16	0.51	4.13	0.63
Management Knowledge	4.09	0.73	4.14	0.51	4.12	0.62
Labor Omnia Vincit	4.14	0.74	4.16	0.52	4.15	0.63

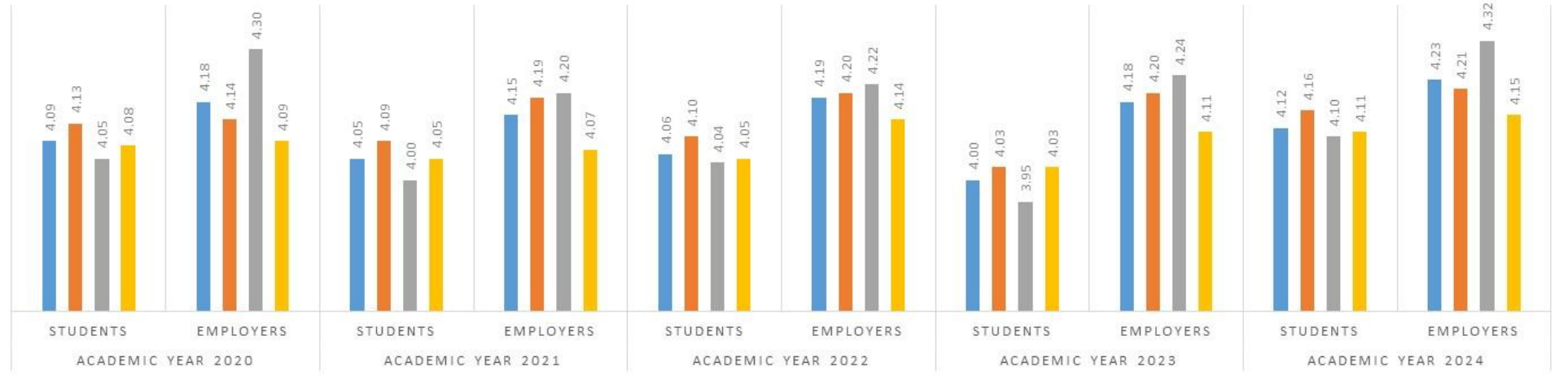
UNIQUENESS



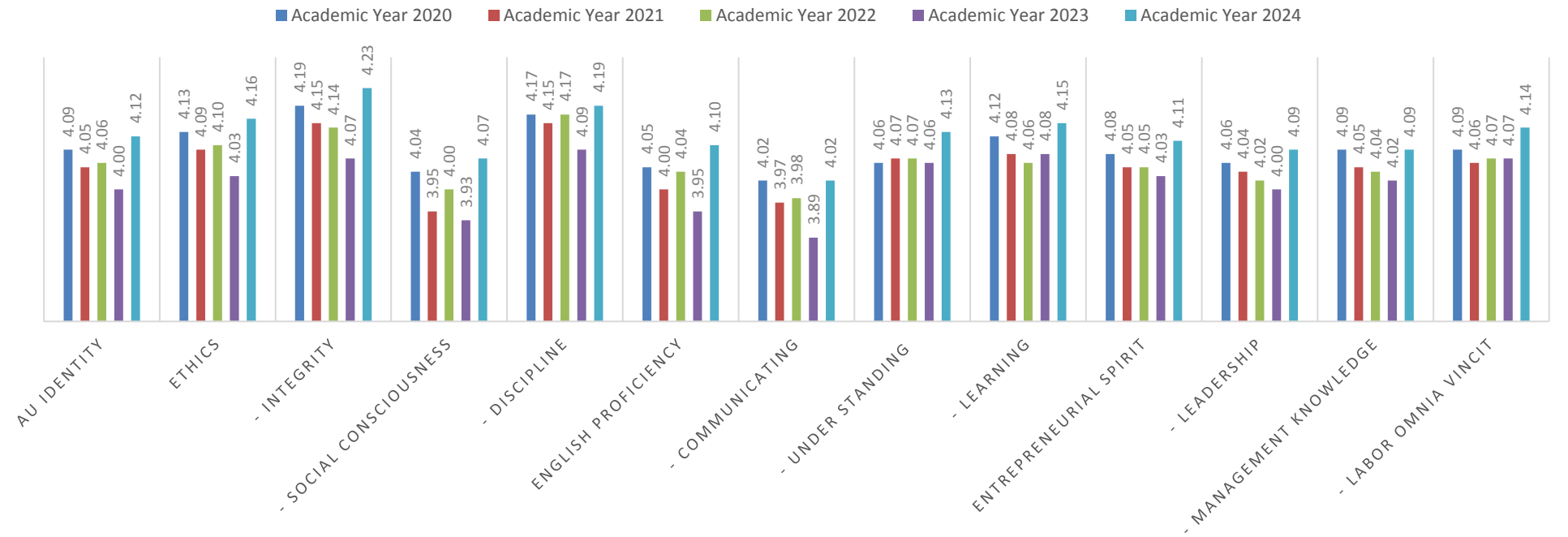


IDENTITY

■ AU Identity ■ Ethics ■ English Proficiency ■ Entrepreneurial Spirit



STUDENTS



EMPLOYERS

■ Academic Year 2020 ■ Academic Year 2021 ■ Academic Year 2022 ■ Academic Year 2023 ■ Academic Year 2024

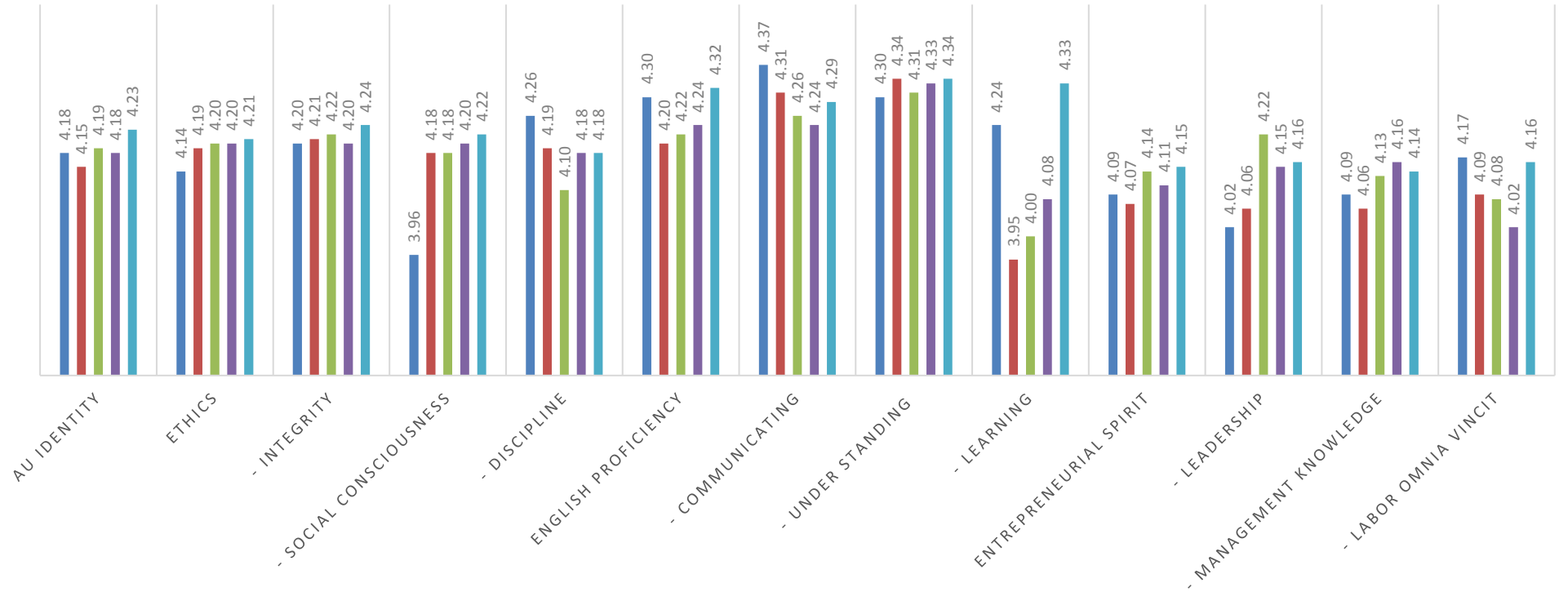


Table of Contents

Preface

Executive Summary	I
Introduction	1
Scoring and Interpretation of Scores	7

AU Uniqueness and AU Identity Students

Data Collection	9
Data Analysis	10

AU Identity by Employers

AU's Identity: Performance by Items	15
AU's Identity Score	21

Appendix

Students/ Employers

Martin de Tours School of Management and Economics	23
Theodore Maria School of Arts	30
Bernadette de Lourdes School of Nursing Science	33
Vincent Mary School of Engineering, Science and Technology	35
Thomas Aquinas School of Law	40
Theophane Venard School of Biotechnology	42
Albert Laurence School of Communication Arts	45
Louis Nobiron School of Music	49
Montfort del Rosario School of Architecture and Design	52

Master's Degree/Ph.D

Martin De Tours School of Management and Economics	55
Vincent Mary School of Engineering, Science and Technology	59
Thomas Aquinas School of Law	63
Theophane Venard School of Biotechnology	66
Graduate School of Business and Advanced Technology Management	68
Graduate School of Human Sciences	75
Faculty members and Staff	80
Questionnaire: AU Uniqueness and Core Values 2023 (Lecturers/Staff)	84
Questionnaire: AU Uniqueness and Identity Satisfaction 2023 (Students)	87
Questionnaire: AU Stakeholder Satisfaction Index (Market Employers)	89

List of Tables

Table 1:	Number and Percentage of Graduating Students / Faculty	9
Table 2:	Number and Percentage of member Respondent by General Data	10
Table 3:	Mean and Standard Deviation by Satisfaction Level–Students and Employer	11
Table 4	Mean and Standard Deviation by Faculty members and Staff	13
Table 5	Respondents’ Profile of Market Employer	16
Table 6	Number and Percentage of Market Employer	16
Table 7	Number and Percentage of Market Employer Bachelor’s	17
Table 8	Number and Percentage of Market Employer Master’s Degree	19
Table 9	Number and Percentage of Market Employer Doctoral Degree	20
Table 10	Mean and Standard Deviation by AU’s Identity Market Employer	21

Assumption University's Uniqueness and Identity

Uniqueness as an Institution Image

Assumption University of Thailand is an *International Catholic University* whose uniqueness as an educational institution is connected to its history, charism and mission. The University was founded by The Brothers of Saint Gabriel. This order was created by Saint Louis Marie Grignon de Montfort in La Rochelle, France in 1711, who opened schools for the poor, orphans and physically challenged. Education has been its priority and charism ever since. The word *charism* in general refers to a *gift* which comes from God. In a more specific way it refers to the unique beliefs that characterize an order of the church such as the Brothers of Saint Gabriel and its dedication to education. The Brothers of Saint Gabriel began its mission in Thailand in 1901. Assumption University of Thailand, founded in 1969, (better known as ABAC from its former name of Assumption Business Administration College) was the first university in Thailand to offer all classes in the English language. It became Thailand's first *international university*.

Even though it is an international university, its uniqueness is connected to its role as a Catholic university. We understand a *Catholic university* as a Catholic institution of higher learning characterized by shared Christian vision and goals, reflection in the light of faith, fidelity to tradition and commitment to service (*Association of Catholic Universities and Colleges*). It promotes *Catholic values*. These refer to the Gospel values expressed in the New Testament. The University emphasizes the core value of Christianity which is *love*.

Throughout the campuses, one encounters various *Catholic symbols* which express the University's charism. Throughout the university campus and its buildings and architecture there is a promotion of the teachings of Christ who proclaimed, "*I am the Way, the Truth, and the Life*" (*John 14:6*). It has also given a prominent place to the teaching of Christ concerning the value of the individual: "*You are the salt of the earth... You are the light of the world...*" (*Matthew 5:13-14*)

The University uses the statute of Our Lady as its symbol. It is a tradition handed down for centuries that Christians venerate the Mother of Christ as "the Seat of Wisdom". (*Sedes Sapientiae*). According to Christian belief, Christ is the wisdom seated on the Throne. This implies, on the one hand, that the Mother of Christ is the Dwelling Place of the Supreme Wisdom of all science. On the other hand, the university is the Alma Mater, or our Mother who is also the "Dwelling Place of Knowledge". In this context, "Assumption" which, besides its religious meaning in glorification of the Mother of Christ, has yet another meaning in Thai, namely "the Abode of Abiding Knowledge" Rightly, "Assumption University" is the Seat of Wisdom.

Also in connection with its charism, the University has erected statues and named buildings after St. Louis Marie Grignon de Montfort (who was the founder of the order), St. Peter, St. Paul, St. John Paul II, St. John XXIII, St. Gabriel, St. Rafael, St. Michael, St. Martin de Tours, St. Vincent Mary, Bernadette de Lourdes, Assumption, St. Philip & St. Bernard, St. Albert, St. Laurence, King David, King Solomon, and Queen of Sheba.

There is also a standard use of the Crucifix throughout the campus. The crucifix can be understood not only as the death and resurrection of Christ, but also the need of everyone to *die* to their body concerns and be reborn into a spiritual wisdom. This too is one role of education. These symbols can have great meaning for students of all faiths and even those who are without a religious faith.

The University has in its history recruited its ***Catholic leaders*** and presidents from the ranks of the members of the Montfort Brothers of St. Gabriel.

The University chapels hold various ***Liturgical services*** and sacramental rites. Special mass is celebrated to mark the beginning of the new academic year, Assumption Day, the feast of St. Louis Marie Grignon de Montfort, Christmas, Holy Week, Easter in addition to daily mass.

Identity of its Graduates

As a Catholic university, AU emphasizes the formation process of its graduates, even as it recognizes the wide diversity of cultures and religions of its students. This formation process can be summarized by three E's.

Ethics

As a Catholic institution, the University emphasizes the teaching of ***Ethics***. This involves fostering the moral values and building the character of students through university courses, conferences and other activities and formation processes based on the promotion of Catholic values.

Among these values, the University promotes ***Integrity, Social Consciousness, and Discipline***. Integrity refers to honesty, reliability, credibility and accountability. Social Consciousness refers to awareness of communal life with moral obligation to care, share and sacrifice for others. Discipline covers both self-discipline and social discipline. ***Self-discipline*** refers to the ability to control oneself to do things that should be done. ***Social discipline*** refers to respect for social norms and for the rights of others.

English Proficiency

English proficiency has always been a part of Assumption University's history and uniqueness. It continues to cultivate students' skills for global integration.

Assumption University prides itself as being the first ***international university*** in Thailand. It has always emphasized international programs, international scholars and students, and the importance of international recognition. An ***international program*** is understood as a program designed in line with international standards and curricula, using English as a medium of instruction, accessible to students worldwide and recognized by overseas universities and organizations. The University has always made a point to seek ***international scholars***, teachers and researchers of diverse nationalities and cultures, and has always prided itself on attracting many ***international students*** from diverse nationalities and cultures.

The University has invested heavily in its *learning environment*. One can see on a large scale at the Suwannabhumi campus which has materialized Brother Martin's vision of a campus in the park. It also refers to the integration of architectural design, facilities, and atmosphere conducive to learning among its international students.

International recognition refers to networking and overseas collaboration through formal memoranda of understanding with distinguished universities and organizations, including acceptance of students and graduates worldwide. The University also promotes international conferences to enhance these connections.

Entrepreneurial Spirit

As a leading business university in Thailand, the creation of an *entrepreneurial spirit* has always been emphasized. This refers to a mindset which combines creativity with the exercise of responsible leadership, and the ability to take initiatives based on the motto: *Labor omnia vincit* (Labor conquers all things). This refers to the belief that human persons justify themselves and their existence by the nobility of their work which includes industrious effort, commitment, determination, and courage to face adversity. *Leadership* refers to personal attributes that cover positive thinking, passion for success, critical and creative thinking. *Management knowledge* refers to knowledge concerning managerial functions in organization.

DEFINITIONS OF TERMS

Accountability refers to one of the four core values. An individual who is secure in their values and commitments will possess integrity and accountability. They will be able to take responsibility for their decisions, which is important to improving themselves and developing as good leaders. They will also be in a position to serve their society and excel in their careers.

Catholic leader refers to the President of the University who is a member of Montfort Brothers of St. Gabriel.

Catholic spirit refers to one of the four core values. The Catholic spirit is a spirit of service. This means that all AU members should always be ready to serve other people, beyond even the ordinary responsibilities of their professions and their roles in society.

Catholic symbols refer to the use of symbols invested with an inner meaning expressing Christian beliefs:

- Crucifix, statute of Christ (“*I am the Way, the Truth, and the Life*”), Our Lady (Sedes Sapientia – the Seat of Wisdom), St. Louis Marie Grignon de Montfort, St. Peter, St. Paul, St. John Paul II, St. John XXIII, St. Gabriel, St. Rafael, St. Michael, St. Martin de Tours, St. Vincent Mary, Bernadette de Lourdes, Assumption, St. Philip & St. Bernard, St. Albert, St. Laurence, King David, King Solomon, Queen of Sheba.
- “You are the salt of the earth... You are the light of the world...” (Matthew 5:13-14, on the Gate of Wisdom)

Catholic university is defined as a Catholic institution of higher learning characterized by shared Christian vision and goals, reflection in the light of faith, fidelity to tradition and commitment to service. (*Association of Catholic Universities and Colleges*)

Catholic values refer to Gospel values expressed in the New Testament. The university emphasizes the core values of Catholic spirit, accountability, righteousness, and excellence.

Discipline refers to the ability to control oneself to do things that should be done.

English proficiency refers to the acquisition of the four skills of English usage.

Entrepreneurial spirit refers to the mindset to exercise responsible leadership and take initiatives based on management knowledge through the motto: LABOR OMNIA VINCIT.

Ethics refers to acquired moral values and character of students and graduates through the formation process based on Catholic values.

Excellence refers to one of the four core values. Excellence is a quality of being exceptionally good. The AU faculty and staff members should always try to do their best in order to achieve excellence in everything they do.

Integrity refers to personal character adherent to honesty, reliability, credibility and accountability.

International programs refer to programs designed in line with the international curricula, using English as a medium of instruction, accessible to students worldwide, and recognized by overseas universities and organizations.

International recognition refers to overseas collaboration through memoranda of understanding with universities and organizations as well as acceptance of students and graduates worldwide.

International scholars refer to faculty members and researchers of diverse nationalities and cultures.

International students refer to students of diverse nationalities and cultures.

International university refers to an international learning community, with international recognition, composed of international programs, international scholars and students.

Labor Omnia Vincit The Latin slogan of AU which is printed in its letterheads and inscribed on its buildings is *Labor Omnia Vincit*. This translates as “*effort defeats everything*”. Often in society, people merely accept what happens is a product of fate or fortune. But students at AU are taught to try to change their situation, to strive to overcome obstacles, not only through physical effort, but also by intellectual planning and critical thinking.

Leadership refers to personal attributes that cover positive thinking, passion for success, critical and creative thinking.

Learning environment refers to the integration of architectural design, facilities, and atmosphere conducive to learning among students of diverse nationalities and cultures.

Liturgical services refer to liturgical and sacramental rites. (Mass celebrated on different occasions, i.e., the beginning of the new academic year, Assumption Day, the feast of St. Louis Marie Grignon de Montfort, Christmas, Holy Week, Easter, Sundays, weekdays.)

Management knowledge refers to knowledge concerning managerial functions in organization.

Responsibility refers to the same thing as accountability as mentioned above.

Righteousness refers to one of the four core values. An individual who is educated with an attention to Truth and accountability will have developed a conscience and good will. They will be attentive to improving themselves and improving society in general. They will always be dedicated to justice.

Social consciousness refers to awareness of communal life with moral obligation to care, share and sacrifice for others.

Treasure within this refers to the inner potential of each individual. Education awakens this potential and allows it to develop. It allows to develop their innate skills and capacities and to overcome their weaknesses. If a student is committed to Truth, the education process will allow them to develop to their full potential.

Truth AU takes seriously its role as an International Catholic University. It is proud of its diverse faculty and diverse student body who come from every region of the world and every religion. So the University is supportive of the diversity of values. Yet, it is also dedicated to encouraging its students to rigorously strive for “Truth” in their education and in their individual lives. This Truth will differ based upon the background of the student, but it is crucial for creating a solid foundation for their values.

World Class University refers to one of the top 200 universities in the world university rankings by internationally recognized organization/agency.

Scoring and Interpretation of Scores

The outcomes of the Satisfaction Survey towards AU Uniqueness and Identity Implementation are measured by the mean scores of what respondents determine the AU Community's effort in setting and implementing the policy that helps students develop their identities. The score interval of mean scores are interpreted as follows:

(Satisfaction)	(Scoring)
Most	5
More	4
Neutral	3
Less	2
Least	1

1.00	to 1.50	=	very low level
1.51	to 2.50	=	low level
2.51	to 3.50	=	moderate level
3.51	to 4.50	=	high level
4.51	to 5.00	=	very high level

AU Uniqueness and AU Identity Development

By

AU Community

Data collection

Data collection online questionnaires was done by the internal self-administration of each faculty and staff members, and took 3 months period to complete in collecting the data. Overall respondents participated in this survey were 1,206 people which comprise of 845 graduating students, 198 lecturers and 163 staff members.

Table 1 Number and Percentage of Graduating Students / Faculty

Faculty	Graduating Students		Lecturers		Staff	
	Count	Percent	Count	Percent	Count	Percent
Martin de Tours School of Management and Economics	410	48.52	50	25.25	3	1.84
Theodore Maria School of Arts	172	20.36	22	11.11	3	1.84
Bernadette de Lourdes School of Nursing Science	19	2.25	10	5.05	2	1.23
Vincent Mary School of Engineering, Science and Technology	47	5.56	24	12.12	9	5.52
Thomas Aquinas School of Law	35	4.14	10	5.05	2	1.23
Theophane Venard School of Biotechnology	6	0.71	6	3.03	3	1.84
Albert Laurence School of Communication Arts	107	12.66	20	10.10	12	7.36
Louis Nobiron School of Music	20	2.37	6	3.03	1	0.61
Montfort Del Rosario School of Architecture and Design	29	3.43	16	8.08	6	3.68
Graduate School of Business and Advanced Technology Management	-	-	5	2.53	1	0.61
Graduate School of Human Sciences	-	-	9	4.55	-	-
Not Specified Dept.	-	-	20	10.10	121	74.23
Total	845	100.00	198	100.00	163	100.00

Data analysis

Researcher used the program for analyzing statistic data, SPSS for Windows, to analyze the data that presented in descriptive statistics form such as number, percentage, mean and standard deviation to descriptive the data.

Table 2 Number and Percentage of Member Respondent by General Data

Variable	Sex	Frequency	Percent
Graduating Students (845)	Male	344	40.71
	Female	501	59.29
Lecturers (198)	Male	85	42.93
	Female	113	57.07
Staff (163)	Male	77	47.24
	Female	86	52.76

Table 2: The demographic information demonstrated that graduating students total respondents 845 they were 344 male (40.71%) and 501 female (59.29%), lecturers total respondents 198, they were 85 male (42.93%) and 113 female (57.07%), staff total respondents 163, they were 77 male (47.24%) and 86 female (52.76%) respectively.

Table 3 Mean and Standard Deviation by Satisfaction Level–Students and Employer

Dimension	Students (n=845)		Employers (n=1,016)	
	Mean	S.D.	Mean	S.D.
Ethics	4.16	0.68	4.21	0.46
Integrity	4.23	0.72	4.24	0.55
Empathy	4.27	0.78	4.11	0.69
Honesty	4.23	0.79	4.33	0.72
Nurturing Relationships Fully	4.18	0.81	4.27	0.75
Social Consciousness	4.07	0.75	4.22	0.56
Community Service Volunteering	3.96	0.92	4.26	0.69
Responsible Citizenship	3.98	0.91	4.08	0.80
Contributions to Group Effort	4.28	0.78	4.32	0.70
Discipline	4.19	0.76	4.18	0.56
Self-esteem	4.20	0.83	4.20	0.71
Self-discipline	4.15	0.83	4.25	0.70
Self-responsibility	4.24	0.83	4.09	0.84
English Proficiency	4.10	0.73	4.32	0.51
Communicating	4.02	0.75	4.29	0.51
Listening proficiency	4.14	0.80	4.26	0.72
Speaking proficiency	3.94	0.91	4.31	0.71
Reading proficiency	4.06	0.83	4.33	0.73
Writing proficiency	3.94	0.89	4.25	0.72
Under Standing	4.13	0.79	4.34	0.64
Ability to use communicative English proficiency to understand a cultural diversity	4.13	0.79	4.34	0.64
Learning	4.15	0.78	4.33	0.66
Ability to use communicative English proficiency to continuously search for new knowledge	4.15	0.78	4.33	0.66

Dimension	Students (n=845)		Employers (n=1,016)	
	Mean	S.D.	Mean	S.D.
Entrepreneurial Spirit	4.11	0.69	4.15	0.42
Leadership	4.09	0.74	4.16	0.51
Creative Thinking	4.07	0.80	4.18	0.71
Critical Thinking	4.11	0.80	4.14	0.69
Decision Making	4.10	0.82	4.15	0.72
Management Knowledge	4.09	0.73	4.14	0.51
Digital Literacy	4.14	0.77	4.02	0.78
Business Understanding	4.06	0.81	4.25	0.69
Marketability Understanding	4.07	0.81	4.15	0.73
Labor Omnia Vincit	4.14	0.74	4.16	0.52
Teamwork	4.15	0.78	4.16	0.76
Self-motivation	4.15	0.81	4.22	0.66
Problem Solving	4.14	0.83	4.09	0.72
Total Overall	4.12	0.65	4.23	0.38

Table 3: AU Uniqueness and Desired Output of education were presented by indicators and items. Students in each indicator demonstrated that overall respondents were given the mean scores of 4.12 (High). Ethics with the mean scores 4.16, English proficiency was 4.10 and Entrepreneurial spirit was 4.11.

When considering by classification of level, the result were high satisfied with the Integrity score were 4.23, Discipline with the score 4.19, Learning score of 4.15 respectively.

Employers in each indicator demonstrated that overall respondents were given the mean scores of 4.23 (High). Ethics with the mean scores 4.21, English proficiency was 4.32 and Entrepreneurial spirit was 4.15.

Table 4 Mean and Standard Deviation by Faculty members and Staff

Indicators and Items	Lecturers (n=198)		Staff (n=163)		Total (n=361)	
	Mean	S.D.	Mean	S.D.	Mean	S.D.
Vision	4.53	0.59	4.46	0.60	4.50	0.59
AU envisions itself in the next decade as: an international community of scholars; enlivened by Christian inspiration.	4.53	0.62	4.45	0.64	4.49	0.63
AU envisions itself in the next decade as: engaging in the pursuit of Truth and knowledge; and serving human society, especially through the creative use of interdisciplinary approaches and cyber technology.	4.53	0.61	4.47	0.63	4.50	0.62
Mission	4.54	0.62	4.45	0.59	4.50	0.61
AU is committed to be the light that leads learners and its stakeholders from all parts of the world towards wisdom, Truth, and Christian values and to discover the “Treasure Within” themselves.	4.55	0.63	4.43	0.64	4.49	0.64
AU envisions itself in the next decade as: engaging in the pursuit of Truth and knowledge; and serving human society, especially through the creative use of interdisciplinary approaches and cyber technology.	4.54	0.63	4.47	0.60	4.51	0.62
AU Uniqueness	4.43	0.70	4.42	0.71	4.43	0.70
Catholic University	4.52	0.69	4.44	0.73	4.48	0.71
AU is an International Catholic University that dedicates itself to the pursuit of Truth and knowledge.	4.53	0.76	4.45	0.75	4.50	0.75
AU follows the values of a Catholic University and appropriately displays Catholic symbols.	4.56	0.74	4.42	0.79	4.50	0.76
AU is effectively managed by Catholic Leader.	4.47	0.81	4.46	0.77	4.47	0.79
AU arranges Catholic rites and functions for the AU community and the public.	4.51	0.73	4.44	0.78	4.48	0.75
International University	4.36	0.75	4.40	0.71	4.38	0.73
AU is an international educational institution with strong international programs.	4.39	0.80	4.44	0.77	4.41	0.79
AU has a diverse community of international scholars.	4.42	0.79	4.40	0.73	4.42	0.77
AU does not discriminate between Thai and international personnel.	4.43	0.91	4.44	0.75	4.43	0.84
AU is widely recognized by international organizations.	4.27	0.86	4.38	0.76	4.32	0.81
The overall learning environment is conducive for the students’ learning.	4.30	0.83	4.36	0.81	4.32	0.82
AU Culture	4.53	0.63	4.44	0.62	4.49	0.62
Au culture is LABOR OMNIA VINCIT. “we can overcome all difficulties though hard work”	4.53	0.63	4.44	0.62	4.49	0.62
AU Core Competencies	4.49	0.58	4.43	0.61	4.47	0.59
AU as internationalization community.	4.58	0.57	4.48	0.60	4.53	0.59
AU nurtures an entrepreneurial mindset among students and faculty members.	4.54	0.60	4.46	0.63	4.50	0.62
AU programs and faculties main a strong network with academic and professional institution and the industry sectors.	4.43	0.63	4.42	0.62	4.43	0.62
AU ensure that graduates possess global competency, English competency is emphasized in the core function of teaching and learning.	4.47	0.70	4.38	0.81	4.43	0.75
AU Core Values	4.26	0.78	4.29	0.72	4.27	0.75
AU people have acquired the Catholic Spirit, namely, the spirit of service.	4.28	0.83	4.25	0.74	4.27	0.79
AU people are accountable and responsible persons.	4.28	0.81	4.29	0.75	4.29	0.78
AU people righteous and just persons.	4.23	0.83	4.31	0.77	4.27	0.81
AU people are always in pursuit of excellence.	4.24	0.85	4.31	0.75	4.27	0.80

Indicators and Items	Lecturers (n=198)		Staff (n=163)		Total (n=361)	
	Mean	S.D.	Mean	S.D.	Mean	S.D.
Integrity, Social Consciousness, and Discipline	4.36	0.74	4.34	0.73	4.35	0.74
AU encourages students to develop their integrity: honesty, reliability, credibility, and accountability.	4.41	0.80	4.36	0.76	4.39	0.78
AU fosters social consciousness of caring, sharing and sacrifice.	4.35	0.77	4.33	0.77	4.34	0.77
AU promotes self-discipline e.g. hygiene, appropriate dress, and self-control.	4.30	0.84	4.28	0.79	4.29	0.81
AU promotes discipline e.g., punctuality, social norms, and respect for the rights of others.	4.31	0.85	4.35	0.76	4.33	0.81
AU promotes 3Es, namely, ethics, English proficiency, and entrepreneurial spirit.	4.44	0.83	4.40	0.76	4.42	0.80
Total Overall	4.42	0.55	4.40	0.52	4.41	0.54

Table 4: The data reflect responses regarding the vision, mission, uniqueness, international standing, AU culture, core competencies, core values, and integrity at the institution.

Vision & Mission: Both faculty and staff demonstrate strong alignment with the institution’s vision and mission, with overall means above 4.40 across all items. Lecturers rated higher (mean = 4.53) on aspects of vision and mission, indicating greater alignment with the university's future direction.

AU Uniqueness: AU’s status as an International Catholic University and its effective management under Catholic leadership are well-recognized, with a mean score of 4.43 across all respondents. The mean score for “AU is effectively managed by Catholic leadership” was 4.47 for lecturers and 4.46 for staff.

International University: Responses indicate recognition of AU as an international institution with a strong community of scholars and a diverse, non-discriminatory environment. The combined mean score for international university-related items was 4.38.

AU Culture: The values of hard work (Labor Omnia Vincit) are strongly embraced by both lecturers and staff, with means above 4.49, indicating widespread agreement on the importance of perseverance and dedication.

AU Core Competencies and Values: There was high alignment with AU’s focus on nurturing entrepreneurial mindsets, ensuring global competency, and fostering core values such as accountability, responsibility, and excellence. The overall mean for core values was 4.27.

Integrity and Discipline: AU promotes integrity, social consciousness, and self-discipline. The mean scores for these items ranged from 4.28 to 4.44, reflecting a strong commitment to these values within the university community.

Overall, the data suggest that both faculty members and staff perceive AU as an institution that is dedicated to the pursuit of academic excellence, Catholic values, and a global perspective. There is consistent alignment with the university’s mission and vision, with lecturers generally showing slightly higher mean scores in most areas.

AU Identity
By
AU Market Employers

AU's Identity: Performance by Items
Table 5 Respondents' Profile of Market Employer

Category	Sub-Category	Frequency	Percent
Sex	Male	479	47.15
	Female	537	52.85
	Total	1016	100.00
Age	Lower than 30 years old	7	0.69
	30 - 39 years old	326	32.09
	40 - 49 years old	542	53.35
	50 - 59 years old	128	12.60
	60 years old or over	13	1.28
	Total	1016	100.00

Table 5: 1016 market employers answered to the questionnaires. They were 479 males (47.15%) and 537 females (52.85%). 7 market employers (0.69%) were younger than 30 years old, 326 market employers (32.09%) were 30 – 39 years old, 542 market employers (53.35%) were 40 – 49 years old, 128 market employers (12.60%) was 50 - 59 years old and 13 market employer (1.28%) were older than 60 years old.

Table 6 Number and Percentage of Market Employer

Faculty	Bachelor's Degree		Master's Degree		Ph.D.	
	Count	Percent	Count	Percent	Count	Percent
Martin de Tours School of Management and Economics	462	56.48	4	3.08	2	2.94
Theodore Maria School of Arts	215	26.28	-	-	-	-
Bernadette de Lourdes School of Nursing Science	20	2.44	-	-	-	-
Vincent Mary School of Engineering, Science and Technology	25	3.06	3	2.31	3	4.41
Thomas Aquinas School of Law	10	1.22	1	0.77	-	-
Theophane Venard School of Biotechnology	7	0.86	2	1.54	1	1.47
Albert Laurence School of Communication Arts	55	6.72	-	-	-	-
Louis Nobiron School of Music	5	0.61	-	-	-	-
Montfort Del Rosario School of Architecture and Design	19	2.32	-	-	-	-
Graduate School of Business and Advanced Technology Management	-	-	93	71.54	45	66.18
Graduate School of Human Sciences	-	-	27	20.77	17	25.00
Total	818	100.00	130	100.00	68	100.00

Table 7 Number and Percentage of Market Employer Bachelor's Degree

Schools		Programs	Respondents	
			Numbers	Percent
Martin de Tours School of Management and Economics (462)	1	Accountancy	13	2.81
	2	Accounting	23	4.98
	3	Business Economics	5	1.08
	4	Design and Digital Innovation	26	5.63
	5	Digital Business Management	15	3.25
	6	Entrepreneurship and Innovation Management	12	2.60
	7	Finance	26	5.63
	8	Hospitality and Tourism Management	50	10.82
	9	Industrial Management and Logistics	5	1.08
	10	International Business Management	63	13.64
	11	Management Information Systems	13	2.81
	12	Management-Leadership and Entrepreneurship	12	2.60
	13	Marketing	169	36.58
	14	Real Estate	15	3.25
	15	Supply Chain Management	15	3.25
		Total	462	100.00
Theodore Maria School of Arts (215)	1	Business Chinese	20	9.30
	2	Business English	181	84.19
	3	Business French	4	1.86
	4	Business Japanese	10	4.65
		Total	215	100.00
Bernadette de Lourdes School of Nursing Science (20)	1	Nursing Science	20	100.00
		Total	20	100.00
Vincent Mary School of Engineering, Science and Technology (25)	1	Aeronautic Engineering	4	16.00
	2	Computer Engineering	4	16.00
	3	Computer Science	6	24.00
	4	Electrical and Electronics Engineering	1	4.00
	5	Electrical Engineering	2	8.00
	6	Information Technology	3	12.00
	7	Mechatronics Engineering	5	20.00
		Total	25	100.00
Albert Laurence School of Communication Arts (55)	1	Advertising	10	18.18
	2	Computer Generated Imagery	3	5.45
	3	Digital Media Communication	22	40.00
	4	Live Event Creation and Management	5	9.09
	5	Public Relations	10	18.18
	6	Visual Communication Design	5	9.09
		Total	55	100.00

Table 7 (cont.)

Schools		Programs	Respondents	
			Numbers	Percent
Thomas Aquinas School of Law (10)	1	Business Law	10	100.00
		Total	10	100.00
Theophane Venard School of Biotechnology (7)	1	Food Technology	2	28.57
	2	Agro – Industry	5	71.43
		Total	7	100.00
Montfort del Rosario School of Architecture and Design (19)	1	Architecture	4	21.05
	2	Interior Architecture	6	31.58
	3	Interior Design	6	31.58
	4	Product Design	3	15.79
		Total	19	100.00
Louis Nobiron School of Music (5)	1	Music Entrepreneurship	5	100.00
		Total	5	100.00
Bachelor's Degree Total			818	100.00

Table 8 Number and Percentage of Market Employer Master's Degree

Schools		Programs	Respondents	
			Numbers	Percent
Martin de Tours School of Management and Economics (4)	1	Business and Economics	1	25.00
	2	Supply Chain Management	3	75.00
		Total	4	100.00
Vincent Mary School of Engineering, Science and Technology (3)	1	Computer Science	2	66.67
	2	Information Technology	1	33.33
		Total	3	100.00
Thomas Aquinas School of Law (1)	1	Law	1	100.00
		Total	1	100.00
Theophane Venard School of Biotechnology (2)	1	Food Biotechnology	2	100.00
		Total	2	100.00
Graduate School of Business and Advanced Technology Management (130)	1	Business Administration	40	30.77
	2	Concentration in Finance	2	1.54
	3	Concentration in General MBA	12	9.23
	4	Concentration in Marketing	10	7.69
	5	Hospitality and Tourism Management	2	1.54
	6	Information Technology and Management	2	1.54
	7	Management	12	9.23
	8	Organization Development and Management	3	2.31
	9	Teaching and Technology	10	7.69
		Total	130	100.00
Graduate School of Human Sciences (27)	1	Counseling Psychology	3	11.11
	2	Curriculum and Instruction	4	14.81
	3	Educational Administration and Leadership	15	55.56
	4	English Language Teaching	4	14.81
	5	Philosophy and Religious	1	3.70
		Total	27	100.00
Master's Degree Total			130	100.00

Table 9 Number and Percentage of Market Employer Doctoral Degree

Schools		Programs	Respondents	
			Numbers	Percent
Martin De Tours School of Management and Economics (2)	1	Management	1	50.00
	2	Marketing	1	50.00
		Total	2	100.00
Theophane Venard School of Biotechnology (1)	1	Food Biotechnology	1	100.00
		Total	1	100.00
Vincent Mary School of Engineering, Science and Technology (3)	1	Computer Science	1	33.33
	2	Information Technology	2	66.67
		Total	3	100.00
Graduate School of Business and Advanced Technology Management (45)	1	Hospitality and Tourism Management	1	2.22
	2	Innovative Technology Management	7	15.56
	3	Organization Development	3	6.67
	4	Teaching and Technology	15	33.33
	5	Technology, Education, and Management	19	42.22
		Total	45	100.00
Graduate School of Human Sciences (17)	1	Counseling Psychology	1	5.88
	2	Education Administration and Leadership	12	70.59
	3	English Language Teaching	2	11.76
	4	Philosophy and Religious	2	11.76
		Total	17	100.00
Doctoral Degree Total			68	100.00

AU's Identity Score

Table 10 Mean and Standard Deviation by AU's Identity Market Employer

Dimension	All Respondents (n= 1,016)	
	Mean	S.D.
Ethics	4.21	0.46
Integrity	4.24	0.55
Empathy	4.11	0.69
Honesty	4.33	0.72
Nurturing Relationships Fully	4.27	0.75
Social Consciousness	4.22	0.56
Community Service Volunteering	4.26	0.69
Responsible Citizenship	4.08	0.80
Contributions to Group Effort	4.32	0.70
Discipline	4.18	0.56
Self-esteem	4.20	0.71
Self-discipline	4.25	0.70
Self-responsibility	4.09	0.84
English Proficiency	4.32	0.51
Communicating	4.29	0.51
Listening proficiency	4.26	0.72
Speaking proficiency	4.31	0.71
Reading proficiency	4.33	0.73
Writing proficiency	4.25	0.72
Under Standing	4.34	0.64
Ability to use communicative English proficiency to understand a cultural diversity	4.34	0.64
Learning	4.33	0.66
Ability to use communicative English proficiency to continuously search for new knowledge	4.33	0.66
Entrepreneurial Spirit	4.15	0.42
Leadership	4.16	0.51
Creative Thinking	4.18	0.71
Critical Thinking	4.14	0.69
Decision Making	4.15	0.72
Management Knowledge	4.14	0.51
Digital Literacy	4.02	0.78
Business Understanding	4.25	0.69
Marketability Understanding	4.15	0.73
Labor Omnia Vincit	4.16	0.52
Teamwork	4.16	0.76
Self-motivation	4.22	0.66
Problem Solving	4.09	0.72
AU's Identity: market employers Satisfaction overall	4.23	0.38

Table 10: AU Uniqueness and Desired employers in each indicator demonstrated that overall respondents were given the mean scores of 4.23 (High). Ethics with the mean scores 4.21, English proficiency was 4.32 and Entrepreneurial spirit was 4.15.

Appendix

Martin de Tours School of Management and Economics

Martin de Tours School of Management and Economics	Students (n= 410)		Employers (n=426)	
	Mean	S.D.	Mean	S.D.
Ethics	4.14	0.66	4.16	0.51
Integrity	4.21	0.71	4.19	0.61
Empathy	4.26	0.75	4.06	0.75
Honesty	4.21	0.77	4.30	0.78
Nurturing Relationships Fully	4.16	0.80	4.21	0.80
Social Consciousness	4.04	0.72	4.15	0.60
Community Service Volunteering	3.92	0.88	4.17	0.77
Responsible Citizenship	3.97	0.89	4.02	0.80
Contributions to Group Effort	4.24	0.77	4.27	0.77
Discipline	4.16	0.74	4.12	0.61
Self-esteem	4.16	0.79	4.11	0.79
Self-discipline	4.11	0.81	4.20	0.75
Self-responsibility	4.20	0.83	4.04	0.85
English Proficiency	4.04	0.69	4.28	0.57
Communicating	3.98	0.73	4.24	0.58
Listening proficiency	4.10	0.79	4.18	0.73
Speaking proficiency	3.89	0.87	4.27	0.74
Reading proficiency	4.03	0.82	4.28	0.78
Writing proficiency	3.89	0.85	4.23	0.76
Under Standing	4.07	0.75	4.31	0.68
Ability to use communicative English proficiency to understand a cultural diversity	4.07	0.75	4.31	0.68
Learning	4.08	0.75	4.28	0.72
Ability to use communicative English proficiency to continuously search for new knowledge	4.08	0.75	4.28	0.72
Entrepreneurial Spirit	4.09	0.66	4.14	0.44
Leadership	4.05	0.71	4.14	0.54
Creative Thinking	4.02	0.77	4.12	0.73
Critical Thinking	4.06	0.79	4.16	0.73
Decision Making	4.07	0.80	4.16	0.76
Management Knowledge	4.10	0.67	4.12	0.55
Digital Literacy	4.10	0.74	4.03	0.86
Business Understanding	4.11	0.74	4.24	0.74
Marketability Understanding	4.10	0.74	4.10	0.77
Labor Omnia Vincit	4.11	0.72	4.15	0.53
Teamwork	4.09	0.77	4.15	0.78
Self-motivation	4.12	0.79	4.23	0.72
Problem Solving	4.12	0.80	4.08	0.74
Total Overall	4.09	0.62	4.19	0.42

Employers Bachelor's Degree	Accountancy (n=13)		Accounting (n=23)		Business Economics (n=5)	
	Mean	S.D.	Mean	S.D.	Mean	S.D.
Ethics	4.22	0.52	3.52	0.75	4.29	0.48
Integrity	4.44	0.63	3.57	0.72	4.60	0.60
Empathy	4.38	0.77	3.70	0.82	4.80	0.45
Honesty	4.38	0.87	3.78	1.00	4.40	0.89
Nurturing Relationships Fully	4.54	0.78	3.22	0.90	4.60	0.55
Social Consciousness	4.15	0.52	3.55	0.87	4.40	0.83
Community Service Volunteering	4.15	0.55	3.52	1.16	4.20	1.10
Responsible Citizenship	4.00	0.91	3.87	1.01	4.40	0.89
Contributions to Group Effort	4.31	0.48	3.26	1.01	4.60	0.55
Discipline	4.08	0.64	3.45	0.91	3.87	0.30
Self-esteem	3.85	1.07	3.70	1.18	4.20	0.84
Self-discipline	4.31	0.75	3.57	1.08	3.00	0.00
Self-responsibility	4.08	0.76	3.09	1.28	4.40	0.89
English Proficiency	4.17	0.63	3.98	0.51	4.35	0.42
Communicating	4.06	0.56	3.99	0.57	4.05	0.33
Listening proficiency	4.15	0.69	3.74	0.75	4.60	0.55
Speaking proficiency	3.92	0.86	3.91	0.67	3.80	1.30
Reading proficiency	4.15	1.07	4.13	0.63	4.40	0.89
Writing proficiency	4.00	1.00	4.17	0.65	3.40	1.34
Under Standing	4.23	0.73	3.87	0.55	4.40	0.55
Ability to use communicative English proficiency to understand a cultural diversity	4.23	0.73	3.87	0.55	4.40	0.55
Learning	4.23	0.73	4.09	0.79	4.60	0.55
Ability to use communicative English proficiency to continuously search for new knowledge	4.23	0.73	4.09	0.79	4.60	0.55
Entrepreneurial Spirit	4.15	0.57	3.93	0.59	4.27	0.62
Leadership	4.23	0.63	3.97	0.71	4.27	0.64
Creative Thinking	3.77	0.93	3.91	0.85	4.20	0.45
Critical Thinking	4.46	0.66	4.13	0.97	4.40	0.89
Decision Making	4.46	0.78	3.87	1.18	4.20	0.84
Management Knowledge	4.15	0.63	3.72	0.86	4.27	0.60
Digital Literacy	4.08	0.86	4.09	1.00	3.80	0.84
Business Understanding	4.38	0.65	3.65	1.15	4.60	0.55
Marketability Understanding	4.00	1.00	3.43	1.31	4.40	0.55
Labor Omnia Vincit	4.05	0.61	4.09	0.47	4.27	0.72
Teamwork	4.08	0.64	4.52	0.73	4.20	0.84
Self-motivation	4.23	0.73	3.96	1.15	4.20	0.84
Problem Solving	3.85	0.80	3.78	0.60	4.40	0.55
Total Overall	4.18	0.54	3.81	0.53	4.30	0.42

Employers Bachelor's Degree	Design and Digital Innovation (n=26)		Digital Business Management (n=15)		Entrepreneurship and Innovation Management (n=12)	
	Mean	S.D.	Mean	S.D.	Mean	S.D.
Ethics	4.03	0.30	4.13	0.39	4.38	0.40
Integrity	4.05	0.28	4.02	0.51	4.58	0.45
Empathy	3.92	0.39	3.80	0.68	4.42	0.51
Honesty	4.12	0.65	4.00	0.85	4.83	0.58
Nurturing Relationships Fully	4.12	0.52	4.27	0.70	4.50	0.67
Social Consciousness	3.97	0.38	4.04	0.33	4.31	0.59
Community Service Volunteering	3.96	0.53	4.27	0.59	4.33	0.49
Responsible Citizenship	3.85	0.61	3.87	0.64	4.25	0.87
Contributions to Group Effort	4.12	0.43	4.00	0.38	4.33	0.78
Discipline	4.05	0.45	4.31	0.65	4.25	0.32
Self-esteem	3.96	0.60	4.40	0.74	4.25	0.62
Self-discipline	4.04	0.53	4.33	0.62	4.25	0.62
Self-responsibility	4.15	0.61	4.20	0.77	4.25	0.45
English Proficiency	4.09	0.25	4.24	0.54	4.38	0.41
Communicating	4.05	0.23	4.25	0.57	4.40	0.39
Listening proficiency	4.00	0.28	4.20	0.68	4.25	0.75
Speaking proficiency	3.96	0.45	4.27	0.70	4.42	0.67
Reading proficiency	4.12	0.33	4.33	0.82	4.50	0.67
Writing proficiency	4.12	0.43	4.20	0.77	4.42	0.67
Under Standing	4.15	0.46	4.20	0.68	4.50	0.52
Ability to use communicative English proficiency to understand a cultural diversity	4.15	0.46	4.20	0.68	4.50	0.52
Learning	4.08	0.39	4.27	0.59	4.25	0.62
Ability to use communicative English proficiency to continuously search for new knowledge	4.08	0.39	4.27	0.59	4.25	0.62
Entrepreneurial Spirit	4.07	0.23	4.18	0.50	4.24	0.44
Leadership	4.09	0.26	4.13	0.61	4.42	0.49
Creative Thinking	4.27	0.45	4.27	0.80	4.25	0.62
Critical Thinking	3.96	0.45	4.00	0.76	4.42	0.51
Decision Making	4.04	0.45	4.13	0.74	4.58	0.51
Management Knowledge	4.12	0.27	4.09	0.57	4.25	0.47
Digital Literacy	4.15	0.54	4.40	0.74	4.17	0.58
Business Understanding	4.00	0.40	3.80	0.56	4.50	0.67
Marketability Understanding	4.19	0.40	4.07	0.80	4.08	0.79
Labor Omnia Vincit	4.00	0.43	4.31	0.53	4.06	0.57
Teamwork	4.00	0.69	4.60	0.74	3.92	0.79
Self-motivation	4.00	0.49	4.13	0.83	4.08	0.79
Problem Solving	4.00	0.40	4.20	0.68	4.17	0.72
Total Overall	4.06	0.23	4.18	0.40	4.33	0.35

Employers Bachelor's Degree	Finance (n=26)		Hospitality and Tourism Management (n=50)		Industrial Management and Logistics (n=5)	
	Mean	S.D.	Mean	S.D.	Mean	S.D.
Ethics	4.32	0.55	4.19	0.49	4.24	0.38
Integrity	4.36	0.67	4.25	0.55	4.13	0.56
Empathy	4.23	0.86	4.06	0.77	4.00	1.00
Honesty	4.42	0.70	4.56	0.64	4.20	0.84
Nurturing Relationships Fully	4.42	0.86	4.14	0.73	4.20	0.84
Social Consciousness	4.32	0.59	4.25	0.58	4.40	0.49
Community Service Volunteering	4.38	0.70	4.34	0.72	4.60	0.55
Responsible Citizenship	4.00	1.02	3.98	0.91	4.00	0.71
Contributions to Group Effort	4.58	0.64	4.44	0.58	4.60	0.55
Discipline	4.27	0.63	4.07	0.65	4.20	0.45
Self-esteem	4.08	0.74	4.14	0.81	4.40	0.55
Self-discipline	4.35	0.69	4.16	0.79	4.60	0.55
Self-responsibility	4.38	0.70	3.90	0.89	3.60	1.14
English Proficiency	4.48	0.61	4.54	0.46	4.62	0.51
Communicating	4.44	0.56	4.43	0.42	4.65	0.22
Listening proficiency	4.19	0.75	4.14	0.50	4.40	0.55
Speaking proficiency	4.58	0.64	4.58	0.54	4.80	0.45
Reading proficiency	4.54	0.65	4.48	0.65	4.80	0.45
Writing proficiency	4.46	0.65	4.52	0.65	4.60	0.55
Under Standing	4.46	0.71	4.56	0.58	4.40	0.89
Ability to use communicative English proficiency to understand a cultural diversity	4.46	0.71	4.56	0.58	4.40	0.89
Learning	4.54	0.65	4.62	0.53	4.80	0.45
Ability to use communicative English proficiency to continuously search for new knowledge	4.54	0.65	4.62	0.53	4.80	0.45
Entrepreneurial Spirit	4.13	0.50	4.20	0.44	4.31	0.40
Leadership	4.06	0.57	4.21	0.54	4.60	0.28
Creative Thinking	4.00	0.69	4.02	0.87	4.80	0.45
Critical Thinking	3.96	0.87	4.28	0.61	4.80	0.45
Decision Making	4.23	0.76	4.32	0.74	4.20	0.45
Management Knowledge	4.17	0.68	4.21	0.53	4.07	0.68
Digital Literacy	3.81	1.13	3.96	0.92	3.80	0.84
Business Understanding	4.46	0.76	4.36	0.78	4.20	0.84
Marketability Understanding	4.23	0.82	4.30	0.68	4.20	0.84
Labor Omnia Vincit	4.17	0.57	4.19	0.49	4.27	0.60
Teamwork	4.23	0.76	4.28	0.67	4.00	1.22
Self-motivation	4.27	0.67	4.30	0.71	4.40	0.89
Problem Solving	4.00	0.94	4.00	0.88	4.40	0.55
Total Overall	4.31	0.47	4.31	0.36	4.39	0.31

Employers Bachelor's Degree	International Business Management (n=63)		Management Information Systems (n=13)		Management-Leadership and Entrepreneurship (n=12)	
	Mean	S.D.	Mean	S.D.	Mean	S.D.
Ethics	4.11	0.67	4.07	0.38	4.42	0.34
Integrity	4.15	0.70	4.13	0.46	4.61	0.40
Empathy	4.02	0.87	4.00	0.71	4.50	0.52
Honesty	4.19	0.84	4.38	0.65	4.83	0.39
Nurturing Relationships Fully	4.24	0.95	4.00	0.58	4.50	0.67
Social Consciousness	4.07	0.83	3.95	0.47	4.39	0.49
Community Service Volunteering	4.00	0.97	3.62	0.77	4.58	0.67
Responsible Citizenship	4.00	0.90	4.00	0.58	4.25	0.62
Contributions to Group Effort	4.21	1.02	4.23	0.73	4.33	0.65
Discipline	4.11	0.71	4.13	0.42	4.25	0.53
Self-esteem	4.03	0.95	4.15	0.69	4.17	0.83
Self-discipline	4.22	0.77	4.38	0.77	4.33	0.78
Self-responsibility	4.06	0.91	3.85	0.69	4.25	0.75
English Proficiency	4.10	0.67	4.25	0.53	4.55	0.44
Communicating	4.06	0.78	4.29	0.42	4.65	0.34
Listening proficiency	4.02	0.91	3.85	0.55	4.50	0.67
Speaking proficiency	4.00	0.86	4.38	0.65	4.83	0.39
Reading proficiency	4.17	1.04	4.38	0.65	4.92	0.29
Writing proficiency	4.03	0.95	4.54	0.66	4.33	0.49
Under Standing	4.19	0.64	4.08	0.76	4.42	0.90
Ability to use communicative English proficiency to understand a cultural diversity	4.19	0.64	4.08	0.76	4.42	0.90
Learning	4.06	0.88	4.38	0.51	4.58	0.67
Ability to use communicative English proficiency to continuously search for new knowledge	4.06	0.88	4.38	0.51	4.58	0.67
Entrepreneurial Spirit	4.09	0.47	4.11	0.46	4.37	0.18
Leadership	4.03	0.50	4.10	0.57	4.39	0.31
Creative Thinking	4.10	0.61	4.08	0.86	4.00	0.74
Critical Thinking	4.03	0.78	4.23	0.73	4.50	0.52
Decision Making	3.95	0.89	4.00	0.82	4.67	0.49
Management Knowledge	4.17	0.52	4.10	0.52	4.39	0.31
Digital Literacy	4.19	0.96	3.85	0.80	3.75	0.87
Business Understanding	4.25	0.69	4.31	0.75	4.67	0.49
Marketability Understanding	4.08	0.75	4.15	0.55	4.75	0.45
Labor Omnia Vincit	4.07	0.63	4.13	0.65	4.33	0.20
Teamwork	3.97	0.90	4.15	0.69	4.42	0.51
Self-motivation	4.29	0.75	4.15	0.99	4.50	0.52
Problem Solving	3.95	0.87	4.08	0.76	4.08	0.79
Total Overall	4.10	0.54	4.14	0.40	4.45	0.23

Employers Bachelor's Degree	Marketing (n=162)		Real Estate (n=15)		Supply Chain Management (n=15)	
	Mean	S.D.	Mean	S.D.	Mean	S.D.
Ethics	4.17	0.42	4.33	0.50	4.38	0.44
Integrity	4.17	0.58	4.36	0.57	4.42	0.66
Empathy	4.02	0.72	4.27	0.59	4.27	0.88
Honesty	4.24	0.77	4.60	0.74	4.60	0.74
Nurturing Relationships Fully	4.27	0.71	4.20	0.94	4.40	0.83
Social Consciousness	4.19	0.48	4.33	0.47	4.42	0.56
Community Service Volunteering	4.22	0.65	4.27	0.70	4.47	0.74
Responsible Citizenship	4.05	0.74	4.00	0.76	4.13	0.74
Contributions to Group Effort	4.28	0.71	4.73	0.46	4.67	0.62
Discipline	4.16	0.53	4.29	0.70	4.29	0.40
Self-esteem	4.16	0.71	4.47	0.74	4.13	0.52
Self-discipline	4.25	0.71	4.27	0.70	4.27	0.59
Self-responsibility	4.06	0.76	4.13	0.92	4.47	0.52
English Proficiency	4.24	0.59	4.43	0.57	4.45	0.58
Communicating	4.21	0.59	4.48	0.37	4.48	0.41
Listening proficiency	4.30	0.79	4.07	0.46	4.40	0.51
Speaking proficiency	4.22	0.74	4.73	0.46	4.67	0.49
Reading proficiency	4.13	0.76	4.73	0.46	4.47	0.92
Writing proficiency	4.17	0.74	4.40	0.74	4.40	0.83
Under Standing	4.34	0.68	4.27	0.96	4.40	0.83
Ability to use communicative English proficiency to understand a cultural diversity	4.34	0.68	4.27	0.96	4.40	0.83
Learning	4.18	0.72	4.53	0.64	4.47	0.83
Ability to use communicative English proficiency to continuously search for new knowledge	4.18	0.72	4.53	0.64	4.47	0.83
Entrepreneurial Spirit	4.14	0.44	4.21	0.31	4.14	0.22
Leadership	4.15	0.57	4.24	0.44	4.13	0.30
Creative Thinking	4.15	0.74	4.20	0.56	4.33	0.72
Critical Thinking	4.15	0.77	4.27	0.59	4.00	0.38
Decision Making	4.15	0.72	4.27	0.59	4.07	0.26
Management Knowledge	4.10	0.52	4.13	0.60	4.09	0.44
Digital Literacy	4.02	0.84	4.00	0.85	3.93	0.46
Business Understanding	4.24	0.72	4.13	0.74	4.27	0.70
Marketability Understanding	4.04	0.71	4.27	0.80	4.07	0.59
Labor Omnia Vincit	4.17	0.52	4.24	0.48	4.20	0.45
Teamwork	4.08	0.80	4.33	0.72	4.07	0.80
Self-motivation	4.25	0.68	4.20	0.56	4.27	0.59
Problem Solving	4.16	0.66	4.20	0.77	4.27	0.70
Total Overall	4.18	0.38	4.32	0.41	4.32	0.28

Theodore Maria School of Arts

Theodore Maria School of Arts	Students (n= 172)		Employers (n=215)	
	Mean	S.D.	Mean	S.D.
Ethics	4.21	0.64	4.26	0.47
Integrity	4.24	0.68	4.30	0.57
Empathy	4.28	0.74	4.07	0.69
Honesty	4.21	0.75	4.43	0.71
Nurturing Relationships Fully	4.23	0.78	4.41	0.73
Social Consciousness	4.16	0.71	4.33	0.58
Community Service Volunteering	4.06	0.91	4.47	0.60
Responsible Citizenship	4.09	0.83	4.11	0.89
Contributions to Group Effort	4.33	0.73	4.40	0.74
Discipline	4.23	0.70	4.16	0.52
Self-esteem	4.21	0.82	4.26	0.63
Self-discipline	4.19	0.80	4.29	0.64
Self-responsibility	4.30	0.72	3.92	0.91
English Proficiency	4.13	0.65	4.48	0.49
Communicating	4.05	0.68	4.39	0.46
Listening proficiency	4.17	0.74	4.44	0.74
Speaking proficiency	3.95	0.87	4.54	0.66
Reading proficiency	4.04	0.74	4.34	0.77
Writing proficiency	4.02	0.79	4.24	0.75
Under Standing	4.18	0.74	4.55	0.62
Ability to use communicative English proficiency to understand a cultural diversity	4.18	0.74	4.55	0.62
Learning	4.17	0.73	4.51	0.65
Ability to use communicative English proficiency to continuously search for new knowledge	4.17	0.73	4.51	0.65
Entrepreneurial Spirit	4.15	0.63	4.11	0.46
Leadership	4.16	0.68	4.16	0.53
Creative Thinking	4.12	0.76	4.19	0.77
Critical Thinking	4.17	0.75	4.17	0.72
Decision Making	4.20	0.74	4.11	0.72
Management Knowledge	4.12	0.66	4.09	0.55
Digital Literacy	4.19	0.70	3.86	0.75
Business Understanding	4.06	0.72	4.39	0.76
Marketability Understanding	4.09	0.74	4.02	0.80
Labor Omnia Vincit	4.18	0.69	4.09	0.61
Teamwork	4.23	0.71	4.08	0.87
Self-motivation	4.17	0.78	4.16	0.66
Problem Solving	4.15	0.83	4.04	0.83
Total Overall	4.17	0.60	4.29	0.37

Employers Bachelor's Degree	Business Chinese (n=20)		Business English (n=181)		Business French(n=4)		Business Japanese (n=10)	
	Mean	S.D.	Mean	S.D.	Mean	S.D.	Mean	S.D.
Ethics	4.36	0.40	4.25	0.47	4.22	0.54	4.32	0.48
Integrity	4.25	0.43	4.31	0.59	4.25	0.69	4.27	0.56
Empathy	4.00	0.65	4.08	0.70	4.25	0.50	4.10	0.57
Honesty	4.25	0.44	4.46	0.72	4.25	0.96	4.20	0.92
Nurturing Relationships Fully	4.50	0.69	4.40	0.73	4.25	0.96	4.50	0.85
Social Consciousness	4.42	0.47	4.32	0.60	4.00	0.61	4.40	0.56
Community Service Volunteering	4.80	0.41	4.41	0.61	4.50	1.00	4.80	0.42
Responsible Citizenship	4.00	0.97	4.12	0.89	4.00	0.82	4.20	0.92
Contributions to Group Effort	4.45	0.69	4.43	0.71	3.50	0.58	4.20	1.14
Discipline	4.42	0.52	4.11	0.51	4.42	0.42	4.30	0.53
Self-esteem	4.80	0.41	4.17	0.62	4.25	0.50	4.80	0.42
Self-discipline	4.55	0.51	4.25	0.62	4.75	0.50	4.30	0.95
Self-responsibility	3.90	1.07	3.92	0.87	4.25	0.96	3.80	1.23
English Proficiency	4.53	0.35	4.47	0.51	4.10	0.08	4.73	0.36
Communicating	4.38	0.41	4.37	0.47	4.31	0.24	4.80	0.23
Listening proficiency	4.85	0.49	4.35	0.76	4.75	0.50	5.00	0.00
Speaking proficiency	4.60	0.82	4.51	0.66	4.50	0.58	5.00	0.00
Reading proficiency	4.40	0.82	4.33	0.77	4.00	0.00	4.60	0.70
Writing proficiency	3.65	0.81	4.29	0.73	4.00	0.00	4.60	0.52
Under Standing	4.50	0.83	4.55	0.60	4.25	0.50	4.80	0.63
Ability to use communicative English proficiency to understand a cultural diversity	4.50	0.83	4.55	0.60	4.25	0.50	4.80	0.63
Learning	4.70	0.66	4.50	0.64	3.75	0.50	4.60	0.84
Ability to use communicative English proficiency to continuously search for new knowledge	4.70	0.66	4.50	0.64	3.75	0.50	4.60	0.84
Entrepreneurial Spirit	4.17	0.44	4.10	0.47	4.25	0.47	4.20	0.39
Leadership	4.30	0.53	4.12	0.53	4.33	0.54	4.40	0.31
Creative Thinking	4.35	0.67	4.14	0.79	4.50	0.58	4.60	0.52
Critical Thinking	4.35	0.67	4.13	0.73	4.25	0.50	4.40	0.52
Decision Making	4.20	0.70	4.09	0.73	4.25	0.96	4.20	0.63
Management Knowledge	4.17	0.60	4.08	0.54	4.33	0.47	4.07	0.68
Digital Literacy	3.80	0.89	3.88	0.70	4.00	1.41	3.60	1.07
Business Understanding	4.50	0.76	4.37	0.77	4.75	0.50	4.40	0.84
Marketability Understanding	4.20	0.70	3.98	0.81	4.25	0.50	4.20	0.79
Labor Omnia Vincit	4.05	0.65	4.10	0.61	4.08	0.57	4.13	0.59
Teamwork	4.10	1.12	4.08	0.84	4.00	0.82	4.20	0.92
Self-motivation	4.15	0.59	4.16	0.68	4.25	0.50	4.20	0.42
Problem Solving	3.90	0.91	4.06	0.82	4.00	0.82	4.00	0.94
Total Overall	4.35	0.29	4.27	0.38	4.19	0.29	4.42	0.34

**Bernadette de Lourdes School
of Nursing Science**

Bernadette de Lourdes School of Nursing Science	Students (n= 19)		Employers (n=20)	
	Mean	S.D.	Mean	S.D.
Ethics	4.75	0.36	4.52	0.38
Integrity	4.72	0.46	4.48	0.50
Empathy	4.74	0.45	4.40	0.60
Honesty	4.74	0.56	4.45	0.51
Nurturing Relationships Fully	4.68	0.48	4.60	0.50
Social Consciousness	4.65	0.53	4.57	0.54
Community Service Volunteering	4.63	0.60	4.75	0.55
Responsible Citizenship	4.47	0.84	4.20	0.77
Contributions to Group Effort	4.84	0.37	4.75	0.55
Discipline	4.89	0.25	4.52	0.61
Self-esteem	4.95	0.23	4.30	0.57
Self-discipline	4.79	0.42	4.80	0.52
Self-responsibility	4.95	0.23	4.70	0.66
English Proficiency	4.75	0.51	4.46	0.47
Communicating	4.62	0.63	4.49	0.41
Listening proficiency	4.68	0.58	4.80	0.41
Speaking proficiency	4.63	0.68	4.45	0.51
Reading proficiency	4.58	0.69	4.35	0.59
Writing proficiency	4.58	0.77	4.35	0.59
Under Standing	4.84	0.50	4.45	0.51
Ability to use communicative English proficiency to understand a cultural diversity	4.84	0.50	4.45	0.51
Learning	4.79	0.54	4.45	0.51
Ability to use communicative English proficiency to continuously search for new knowledge	4.79	0.54	4.45	0.51
Entrepreneurial Spirit	4.69	0.64	4.09	0.24
Leadership	4.72	0.59	4.23	0.27
Creative Thinking	4.74	0.65	4.55	0.60
Critical Thinking	4.68	0.67	4.50	0.51
Decision Making	4.74	0.65	3.65	0.59
Management Knowledge	4.65	0.72	4.03	0.37
Digital Literacy	4.68	0.67	3.70	0.66
Business Understanding	4.63	0.76	4.00	0.32
Marketability Understanding	4.63	0.76	4.40	0.60
Labor Omnia Vincit	4.70	0.66	4.00	0.34
Teamwork	4.74	0.65	4.00	0.32
Self-motivation	4.68	0.67	4.25	0.44
Problem Solving	4.68	0.67	3.75	0.64
Total Overall	4.73	0.49	4.36	0.18

**Vincent Mary School of Engineering,
Science and Technology**

Vincent Mary School of Engineering, Science and Technology	Students (n= 47)		Employers (n=25)	
	Mean	S.D.	Mean	S.D.
Ethics	4.00	0.82	4.28	0.43
Integrity	4.08	0.88	4.25	0.53
Empathy	4.17	0.94	4.20	0.71
Honesty	4.09	0.95	4.44	0.77
Nurturing Relationships Fully	3.98	0.97	4.12	0.73
Social Consciousness	3.81	0.91	4.27	0.49
Community Service Volunteering	3.64	1.17	4.36	0.64
Responsible Citizenship	3.68	1.14	4.12	0.78
Contributions to Group Effort	4.11	0.87	4.32	0.69
Discipline	4.10	0.89	4.32	0.47
Self-esteem	4.06	0.92	4.20	0.58
Self-discipline	4.06	0.94	4.32	0.69
Self-responsibility	4.17	0.92	4.44	0.65
English Proficiency	4.16	0.93	4.28	0.40
Communicating	4.11	0.91	4.23	0.31
Listening proficiency	4.11	0.94	4.32	0.69
Speaking proficiency	4.09	1.02	4.36	0.57
Reading proficiency	4.19	0.95	3.84	0.62
Writing proficiency	4.04	0.95	4.40	0.65
Under Standing	4.13	0.99	4.32	0.63
Ability to use communicative English proficiency to understand a cultural diversity	4.13	0.99	4.32	0.63
Learning	4.23	0.98	4.28	0.61
Ability to use communicative English proficiency to continuously search for new knowledge	4.23	0.98	4.28	0.61
Entrepreneurial Spirit	4.01	0.82	4.16	0.42
Leadership	3.96	0.88	4.19	0.49
Creative Thinking	3.91	0.95	4.16	0.80
Critical Thinking	4.00	0.93	4.16	0.69
Decision Making	3.98	0.90	4.24	0.66
Management Knowledge	4.02	0.80	4.19	0.53
Digital Literacy	4.15	0.88	4.12	0.73
Business Understanding	3.91	0.83	4.12	0.53
Marketability Understanding	4.00	0.86	4.32	0.69
Labor Omnia Vincit	4.05	0.86	4.11	0.49
Teamwork	4.06	0.87	4.20	0.65
Self-motivation	4.02	0.90	4.04	0.68
Problem Solving	4.06	0.96	4.08	0.76
Total Overall	4.05	0.83	4.24	0.35

Employers Bachelor's Degree	Aeronautic Engineering (n=4)		Computer Engineering (n=4)	
	Mean	S.D.	Mean	S.D.
Ethics	4.14	0.57	4.03	0.39
Integrity	4.17	0.58	3.92	0.69
Empathy	4.50	0.58	3.75	0.96
Honesty	4.50	0.58	4.25	0.96
Nurturing Relationships Fully	3.50	0.58	3.75	0.50
Social Consciousness	4.08	0.69	4.00	0.54
Community Service Volunteering	4.25	0.50	4.00	0.82
Responsible Citizenship	3.75	0.96	4.00	0.82
Contributions to Group Effort	4.25	0.96	4.00	0.82
Discipline	4.17	0.58	4.17	0.19
Self-esteem	4.25	0.50	4.25	0.50
Self-discipline	4.00	0.82	4.25	0.50
Self-responsibility	4.25	0.50	4.00	0.00
English Proficiency	4.21	0.42	3.79	0.42
Communicating	4.13	0.32	3.88	0.32
Listening proficiency	4.25	0.96	3.75	0.96
Speaking proficiency	4.25	0.50	4.00	0.00
Reading proficiency	3.75	0.50	4.00	0.00
Writing proficiency	4.25	0.50	3.75	0.50
Under Standing	4.25	0.50	3.75	0.50
Ability to use communicative English proficiency to understand a cultural diversity	4.25	0.50	3.75	0.50
Learning	4.25	0.50	3.75	0.50
Ability to use communicative English proficiency to continuously search for new knowledge	4.25	0.50	3.75	0.50
Entrepreneurial Spirit	4.11	0.64	3.94	0.42
Leadership	4.25	0.57	3.83	0.58
Creative Thinking	4.00	0.82	3.75	0.50
Critical Thinking	4.25	0.50	3.75	0.50
Decision Making	4.50	0.58	4.00	0.82
Management Knowledge	4.17	0.69	4.00	0.72
Digital Literacy	4.25	0.96	4.25	0.96
Business Understanding	4.25	0.50	3.75	0.50
Marketability Understanding	4.00	0.82	4.00	0.82
Labor Omnia Vincit	3.92	0.69	4.00	0.00
Teamwork	3.75	0.50	4.25	0.50
Self-motivation	4.00	0.82	3.75	0.50
Problem Solving	4.00	0.82	4.00	0.82
Total Overall	4.15	0.53	3.92	0.28

Employers Bachelor's Degree	Computer Science (n=6)		Electrical and Electronics Engineering (n=1)		Electrical Engineering (n=2)	
	Mean	S.D.	Mean	S.D.	Mean	S.D.
Ethics	4.33	0.28	4.22	0.00	4.33	0.94
Integrity	4.11	0.27	4.67	0.00	4.33	0.94
Empathy	4.17	0.75	4.00	0.00	4.50	0.71
Honesty	4.00	0.89	5.00	0.00	4.50	0.71
Nurturing Relationships Fully	4.17	0.75	5.00	0.00	4.00	1.41
Social Consciousness	4.33	0.30	4.33	0.00	4.33	0.94
Community Service Volunteering	4.33	0.82	4.00	0.00	5.00	0.00
Responsible Citizenship	4.17	0.75	4.00	0.00	4.00	1.41
Contributions to Group Effort	4.50	0.55	5.00	0.00	4.00	1.41
Discipline	4.56	0.34	3.67	0.00	4.33	0.94
Self-esteem	4.33	0.52	4.00	0.00	4.50	0.71
Self-discipline	4.33	0.82	3.00	0.00	4.50	0.71
Self-responsibility	5.00	0.00	4.00	0.00	4.00	1.41
English Proficiency	4.43	0.27	4.42	0.00	4.63	0.29
Communicating	4.29	0.25	4.25	0.00	4.38	0.18
Listening proficiency	4.17	0.41	5.00	0.00	4.50	0.71
Speaking proficiency	4.00	0.63	4.00	0.00	4.50	0.71
Reading proficiency	4.17	0.75	4.00	0.00	3.50	0.71
Writing proficiency	4.83	0.41	4.00	0.00	5.00	0.00
Under Standing	4.67	0.52	5.00	0.00	5.00	0.00
Ability to use communicative English proficiency to understand a cultural diversity	4.67	0.52	5.00	0.00	5.00	0.00
Learning	4.33	0.82	4.00	0.00	4.50	0.71
Ability to use communicative English proficiency to continuously search for new knowledge	4.33	0.82	4.00	0.00	4.50	0.71
Entrepreneurial Spirit	4.31	0.35	3.22	0.00	4.22	0.16
Leadership	4.28	0.33	3.00	0.00	4.17	0.24
Creative Thinking	4.50	0.55	3.00	0.00	3.50	2.12
Critical Thinking	4.00	0.63	3.00	0.00	4.50	0.71
Decision Making	4.33	0.82	3.00	0.00	4.50	0.71
Management Knowledge	4.44	0.27	3.00	0.00	4.17	0.24
Digital Literacy	4.33	0.52	3.00	0.00	3.50	0.71
Business Understanding	4.33	0.52	3.00	0.00	4.00	0.00
Marketability Understanding	4.67	0.52	3.00	0.00	5.00	0.00
Labor Omnia Vincit	4.22	0.62	3.67	0.00	4.33	0.00
Teamwork	4.17	0.75	5.00	0.00	4.50	0.71
Self-motivation	4.17	0.75	3.00	0.00	4.50	0.71
Problem Solving	4.33	0.82	3.00	0.00	4.00	1.41
Total Overall	4.36	0.27	3.95	0.00	4.39	0.46

Employers Bachelor's Degree	Information Technology (n=3)		Mechatronics Engineering (n=5)	
	Mean	S.D.	Mean	S.D.
Ethics	4.33	0.38	4.49	0.44
Integrity	4.22	0.19	4.67	0.58
Empathy	3.67	0.58	4.60	0.55
Honesty	5.00	0.00	4.60	0.89
Nurturing Relationships Fully	4.00	0.00	4.80	0.45
Social Consciousness	4.56	0.38	4.33	0.53
Community Service Volunteering	4.67	0.58	4.40	0.55
Responsible Citizenship	4.67	0.58	4.20	0.84
Contributions to Group Effort	4.33	0.58	4.40	0.55
Discipline	4.22	0.69	4.47	0.38
Self-esteem	4.00	1.00	4.00	0.71
Self-discipline	4.67	0.58	4.60	0.55
Self-responsibility	4.00	1.00	4.80	0.45
English Proficiency	4.06	0.10	4.50	0.36
Communicating	4.17	0.29	4.50	0.18
Listening proficiency	4.33	0.58	4.80	0.45
Speaking proficiency	4.67	0.58	5.00	0.00
Reading proficiency	3.67	0.58	3.60	0.89
Writing proficiency	4.00	1.00	4.60	0.55
Under Standing	3.67	0.58	4.40	0.55
Ability to use communicative English proficiency to understand a cultural diversity	3.67	0.58	4.40	0.55
Learning	4.33	0.58	4.60	0.55
Ability to use communicative English proficiency to continuously search for new knowledge	4.33	0.58	4.60	0.55
Entrepreneurial Spirit	4.44	0.29	4.18	0.26
Leadership	4.44	0.38	4.40	0.37
Creative Thinking	4.67	0.58	4.40	0.55
Critical Thinking	4.33	1.15	4.60	0.55
Decision Making	4.33	0.58	4.20	0.45
Management Knowledge	4.44	0.19	4.13	0.51
Digital Literacy	4.33	0.58	4.00	0.71
Business Understanding	4.33	0.58	4.20	0.45
Marketability Understanding	4.67	0.58	4.20	0.45
Labor Omnia Vincit	4.44	0.51	4.00	0.47
Teamwork	4.67	0.58	4.00	0.71
Self-motivation	4.33	0.58	4.00	0.71
Problem Solving	4.33	1.15	4.00	0.00
Total Overall	4.28	0.10	4.39	0.33

Thomas Aquinas School of Law

Thomas Aquinas School of Law	Students (n= 35)		Employers (n=10)	
	Mean	S.D.	Mean	S.D.
Ethics	4.19	0.55	4.27	0.18
Integrity	4.25	0.57	4.70	0.19
Empathy	4.31	0.68	4.20	0.42
Honesty	4.20	0.72	5.00	0.00
Nurturing Relationships Fully	4.23	0.65	4.90	0.32
Social Consciousness	4.09	0.68	3.93	0.26
Community Service Volunteering	4.03	0.79	4.20	0.42
Responsible Citizenship	3.91	0.92	3.80	0.42
Contributions to Group Effort	4.31	0.76	3.80	0.42
Discipline	4.24	0.70	4.17	0.45
Self-esteem	4.26	0.74	3.90	0.57
Self-discipline	4.14	0.85	4.10	0.32
Self-responsibility	4.31	0.80	4.50	0.85
English Proficiency	3.97	0.72	4.23	0.50
Communicating	3.92	0.71	4.78	0.14
Listening proficiency	4.06	0.76	5.00	0.00
Speaking proficiency	3.80	0.93	4.80	0.63
Reading proficiency	4.03	0.82	5.00	0.00
Writing proficiency	3.80	0.80	4.30	0.48
Under Standing	3.94	0.80	4.30	0.48
Ability to use communicative English proficiency to understand a cultural diversity	3.94	0.80	4.30	0.48
Learning	4.06	0.76	3.60	0.97
Ability to use communicative English proficiency to continuously search for new knowledge	4.06	0.76	3.60	0.97
Entrepreneurial Spirit	4.05	0.67	3.86	0.31
Leadership	4.11	0.66	3.83	0.28
Creative Thinking	4.06	0.80	4.20	0.42
Critical Thinking	4.11	0.72	3.50	0.85
Decision Making	4.17	0.86	3.80	0.42
Management Knowledge	3.88	0.80	3.83	0.32
Digital Literacy	3.97	0.82	3.10	0.32
Business Understanding	3.83	1.04	4.10	0.32
Marketability Understanding	3.83	0.89	4.30	0.48
Labor Omnia Vincit	4.16	0.72	3.90	0.39
Teamwork	4.14	0.73	3.80	0.42
Self-motivation	4.14	0.91	4.30	0.48
Problem Solving	4.20	0.72	3.60	0.97
Total Overall	4.07	0.61	4.12	0.24

Theophane Venard
School of Biotechnology

Theophane Venard School of Biotechnology	Students (n= 6)		Employers (n=7)	
	Mean	S.D.	Mean	S.D.
Ethics	3.43	1.29	4.25	0.48
Integrity	3.50	1.39	4.33	0.38
Empathy	3.50	1.38	3.86	0.90
Honesty	3.50	1.52	5.00	0.00
Nurturing Relationships Fully	3.50	1.38	4.14	0.38
Social Consciousness	3.17	1.13	4.29	0.49
Community Service Volunteering	3.00	1.10	4.43	0.98
Responsible Citizenship	2.83	0.98	3.86	0.90
Contributions to Group Effort	3.67	1.51	4.57	0.53
Discipline	3.61	1.44	4.14	0.60
Self-esteem	3.67	1.51	3.86	0.90
Self-discipline	3.50	1.38	4.29	0.49
Self-responsibility	3.67	1.51	4.29	0.49
English Proficiency	4.13	0.69	4.71	0.43
Communicating	4.04	0.64	4.71	0.34
Listening proficiency	4.33	0.82	4.43	0.53
Speaking proficiency	3.83	0.75	4.71	0.49
Reading proficiency	4.17	0.75	4.71	0.49
Writing proficiency	3.83	0.75	5.00	0.00
Under Standing	4.17	0.75	4.71	0.49
Ability to use communicative English proficiency to understand a cultural diversity	4.17	0.75	4.71	0.49
Learning	4.17	0.75	4.71	0.49
Ability to use communicative English proficiency to continuously search for new knowledge	4.17	0.75	4.71	0.49
Entrepreneurial Spirit	4.02	0.72	4.37	0.18
Leadership	3.94	0.71	4.57	0.16
Creative Thinking	4.00	0.89	4.43	0.98
Critical Thinking	3.83	0.75	4.29	0.49
Decision Making	4.00	0.63	5.00	0.00
Management Knowledge	3.89	0.81	4.24	0.16
Digital Literacy	4.17	0.75	3.43	0.98
Business Understanding	3.67	1.03	5.00	0.00
Marketability Understanding	3.83	0.75	4.29	0.49
Labor Omnia Vincit	4.22	0.81	4.29	0.45
Teamwork	4.33	0.82	4.00	0.82
Self-motivation	4.17	0.98	4.71	0.49
Problem Solving	4.17	0.75	4.14	0.90
Total Overall	3.86	0.53	4.44	0.23

Employers Bachelor's Degree	Agro – Industry (n=2)		Food Technology (n=5)	
	Mean	S.D.	Mean	S.D.
Ethics	4.50	0.55	4.16	0.48
Integrity	4.50	0.24	4.27	0.43
Empathy	4.50	0.71	3.60	0.89
Honesty	5.00	0.00	5.00	0.00
Nurturing Relationships Fully	4.00	0.00	4.20	0.45
Social Consciousness	4.50	0.71	4.20	0.45
Community Service Volunteering	4.00	1.41	4.60	0.89
Responsible Citizenship	4.50	0.71	3.60	0.89
Contributions to Group Effort	5.00	0.00	4.40	0.55
Discipline	4.50	0.71	4.00	0.58
Self-esteem	4.50	0.71	3.60	0.89
Self-discipline	4.50	0.71	4.20	0.45
Self-responsibility	4.50	0.71	4.20	0.45
English Proficiency	4.50	0.59	4.80	0.40
Communicating	4.50	0.35	4.80	0.33
Listening proficiency	4.00	0.00	4.60	0.55
Speaking proficiency	4.50	0.71	4.80	0.45
Reading proficiency	4.50	0.71	4.80	0.45
Writing proficiency	5.00	0.00	5.00	0.00
Under Standing	4.50	0.71	4.80	0.45
Ability to use communicative English proficiency to understand a cultural diversity	4.50	0.71	4.80	0.45
Learning	4.50	0.71	4.80	0.45
Ability to use communicative English proficiency to continuously search for new knowledge	4.50	0.71	4.80	0.45
Entrepreneurial Spirit	4.22	0.00	4.42	0.18
Leadership	4.50	0.24	4.60	0.15
Creative Thinking	4.00	1.41	4.60	0.89
Critical Thinking	4.50	0.71	4.20	0.45
Decision Making	5.00	0.00	5.00	0.00
Management Knowledge	4.17	0.24	4.27	0.15
Digital Literacy	3.00	1.41	3.60	0.89
Business Understanding	5.00	0.00	5.00	0.00
Marketability Understanding	4.50	0.71	4.20	0.45
Labor Omnia Vincit	4.00	0.47	4.40	0.43
Teamwork	4.00	1.41	4.00	0.71
Self-motivation	4.50	0.71	4.80	0.45
Problem Solving	3.50	0.71	4.40	0.89
Total Overall	4.41	0.38	4.46	0.21

Albert Laurence School of Communication Arts

Albert Laurence School of Communication Arts	Students (n= 107)		Employers (n=55)	
	Mean	S.D.	Mean	S.D.
Ethics	4.27	0.72	4.33	0.39
Integrity	4.35	0.76	4.34	0.50
Empathy	4.41	0.80	4.15	0.62
Honesty	4.35	0.79	4.55	0.60
Nurturing Relationships Fully	4.29	0.85	4.33	0.75
Social Consciousness	4.19	0.78	4.42	0.42
Community Service Volunteering	4.06	0.95	4.35	0.67
Responsible Citizenship	4.05	0.93	4.40	0.63
Contributions to Group Effort	4.46	0.78	4.53	0.60
Discipline	4.26	0.82	4.22	0.53
Self-esteem	4.26	0.90	4.36	0.85
Self-discipline	4.23	0.86	4.29	0.74
Self-responsibility	4.29	0.87	4.02	0.80
English Proficiency	4.17	0.83	4.34	0.38
Communicating	4.07	0.87	4.39	0.36
Listening proficiency	4.25	0.87	4.42	0.66
Speaking proficiency	3.98	1.05	4.22	0.71
Reading proficiency	4.07	0.92	4.49	0.72
Writing proficiency	3.97	1.06	4.42	0.50
Under Standing	4.20	0.87	4.13	0.70
Ability to use communicative English proficiency to understand a cultural diversity	4.20	0.87	4.13	0.70
Learning	4.23	0.86	4.51	0.50
Ability to use communicative English proficiency to continuously search for new knowledge	4.23	0.86	4.51	0.50
Entrepreneurial Spirit	4.15	0.80	4.22	0.37
Leadership	4.15	0.82	4.16	0.40
Creative Thinking	4.14	0.86	4.07	0.84
Critical Thinking	4.19	0.85	4.11	0.50
Decision Making	4.11	0.91	4.31	0.57
Management Knowledge	4.10	0.89	4.18	0.53
Digital Literacy	4.23	0.89	4.00	0.72
Business Understanding	3.97	0.96	4.24	0.77
Marketability Understanding	4.08	1.00	4.31	0.77
Labor Omnia Vincit	4.20	0.81	4.30	0.40
Teamwork	4.24	0.81	4.42	0.60
Self-motivation	4.19	0.87	4.29	0.66
Problem Solving	4.18	0.92	4.20	0.70
Total Overall	4.19	0.75	4.30	0.31

Employers Bachelor's Degree	Advertising (n=10)		Computer Generated Imagery (n=3)		Digital Media Communication (n=22)	
	Mean	S.D.	Mean	S.D.	Mean	S.D.
Ethics	4.53	0.40	4.48	0.61	4.29	0.36
Integrity	4.53	0.53	4.67	0.58	4.29	0.46
Empathy	4.40	0.52	4.67	0.58	4.09	0.68
Honesty	4.70	0.67	5.00	0.00	4.50	0.51
Nurturing Relationships Fully	4.50	0.71	4.33	1.15	4.27	0.77
Social Consciousness	4.53	0.45	4.78	0.38	4.41	0.36
Community Service Volunteering	4.50	0.71	4.67	0.58	4.32	0.65
Responsible Citizenship	4.60	0.52	4.67	0.58	4.36	0.66
Contributions to Group Effort	4.50	0.71	5.00	0.00	4.55	0.60
Discipline	4.53	0.42	4.00	0.88	4.17	0.55
Self-esteem	4.70	0.67	4.33	1.15	4.14	0.99
Self-discipline	4.50	0.71	4.00	1.00	4.41	0.67
Self-responsibility	4.40	0.70	3.67	0.58	3.95	0.84
English Proficiency	4.53	0.43	4.33	0.50	4.32	0.39
Communicating	4.48	0.40	4.67	0.29	4.32	0.34
Listening proficiency	4.50	0.53	5.00	0.00	4.36	0.73
Speaking proficiency	4.20	0.79	4.67	0.58	4.05	0.72
Reading proficiency	4.70	0.48	4.33	0.58	4.50	0.74
Writing proficiency	4.50	0.53	4.67	0.58	4.36	0.49
Under Standing	4.50	0.71	3.67	1.15	4.18	0.59
Ability to use communicative English proficiency to understand a cultural diversity	4.50	0.71	3.67	1.15	4.18	0.59
Learning	4.60	0.52	4.67	0.58	4.45	0.51
Ability to use communicative English proficiency to continuously search for new knowledge	4.60	0.52	4.67	0.58	4.45	0.51
Entrepreneurial Spirit	4.26	0.12	4.56	0.29	4.21	0.43
Leadership	4.23	0.16	4.67	0.33	4.12	0.44
Creative Thinking	4.50	0.71	4.67	0.58	3.86	0.89
Critical Thinking	4.00	0.00	4.67	0.58	4.14	0.56
Decision Making	4.20	0.42	4.67	0.58	4.36	0.58
Management Knowledge	4.23	0.22	4.33	0.67	4.17	0.63
Digital Literacy	4.10	0.57	4.00	1.00	4.00	0.82
Business Understanding	4.20	0.42	4.67	0.58	4.18	0.91
Marketability Understanding	4.40	0.70	4.33	0.58	4.32	0.78
Labor Omnia Vincit	4.30	0.29	4.67	0.00	4.33	0.47
Teamwork	4.40	0.52	4.67	0.58	4.41	0.67
Self-motivation	4.10	0.57	5.00	0.00	4.41	0.67
Problem Solving	4.40	0.70	4.33	0.58	4.18	0.73
Total Overall	4.44	0.21	4.46	0.45	4.27	0.35

Employers Bachelor's Degree	Live Event Creation and Management (n=5)		Public Relations (n=10)		Visual Communication Design (n=5)	
	Mean	S.D.	Mean	S.D.	Mean	S.D.
Ethics	4.40	0.41	4.22	0.43	4.16	0.24
Integrity	4.33	0.67	4.23	0.47	4.20	0.51
Empathy	4.20	0.45	3.90	0.57	4.00	0.71
Honesty	4.40	0.89	4.50	0.71	4.40	0.55
Nurturing Relationships Fully	4.40	0.89	4.30	0.67	4.20	0.84
Social Consciousness	4.47	0.38	4.33	0.57	4.20	0.38
Community Service Volunteering	4.60	0.55	4.30	0.82	3.80	0.45
Responsible Citizenship	4.40	0.55	4.20	0.79	4.40	0.55
Contributions to Group Effort	4.40	0.55	4.50	0.71	4.40	0.55
Discipline	4.40	0.37	4.10	0.52	4.07	0.55
Self-esteem	4.80	0.45	4.40	0.84	4.20	0.45
Self-discipline	4.20	0.84	4.20	0.79	3.80	0.84
Self-responsibility	4.20	0.84	3.70	0.82	4.20	0.84
English Proficiency	4.42	0.43	4.23	0.28	4.23	0.32
Communicating	4.45	0.33	4.38	0.38	4.30	0.45
Listening proficiency	4.40	0.55	4.40	0.70	4.20	0.84
Speaking proficiency	4.20	0.84	4.40	0.70	4.40	0.55
Reading proficiency	4.80	0.45	4.10	0.88	4.60	0.89
Writing proficiency	4.40	0.55	4.60	0.52	4.00	0.00
Under Standing	4.20	0.84	3.80	0.79	4.00	0.00
Ability to use communicative English proficiency to understand a cultural diversity	4.20	0.84	3.80	0.79	4.00	0.00
Learning	4.60	0.55	4.50	0.53	4.40	0.55
Ability to use communicative English proficiency to continuously search for new knowledge	4.60	0.55	4.50	0.53	4.40	0.55
Entrepreneurial Spirit	4.24	0.09	4.21	0.38	3.96	0.53
Leadership	4.27	0.15	4.20	0.42	3.73	0.37
Creative Thinking	4.40	0.89	4.00	0.67	3.60	0.89
Critical Thinking	4.00	0.00	4.20	0.63	3.80	0.45
Decision Making	4.40	0.55	4.40	0.70	3.80	0.45
Management Knowledge	4.27	0.15	4.17	0.50	4.00	0.82
Digital Literacy	4.00	0.71	3.90	0.57	4.00	1.00
Business Understanding	4.20	0.45	4.40	0.70	4.00	1.22
Marketability Understanding	4.60	0.55	4.20	0.79	4.00	1.22
Labor Omnia Vincit	4.20	0.18	4.27	0.38	4.13	0.56
Teamwork	4.40	0.55	4.50	0.71	4.20	0.45
Self-motivation	4.00	0.71	4.20	0.63	4.20	0.84
Problem Solving	4.20	0.84	4.10	0.74	4.00	0.71
Total Overall	4.35	0.23	4.22	0.29	4.11	0.32

Louis Nobiron School of Music

Louis Nobiron School of Music	Students (n= 20)		Employers (n=5)	
	Mean	S.D.	Mean	S.D.
Ethics	4.07	0.79	4.16	0.19
Integrity	4.08	0.84	3.80	0.18
Empathy	4.10	1.07	3.40	0.55
Honesty	4.20	0.83	4.60	0.55
Nurturing Relationships Fully	3.95	0.83	3.40	0.55
Social Consciousness	4.02	0.83	4.80	0.18
Community Service Volunteering	3.90	0.97	4.60	0.55
Responsible Citizenship	3.95	1.00	5.00	0.00
Contributions to Group Effort	4.20	0.77	4.80	0.45
Discipline	4.10	0.87	3.87	0.30
Self-esteem	4.10	1.02	3.80	0.45
Self-discipline	4.05	0.89	4.20	0.45
Self-responsibility	4.15	0.81	3.60	0.89
English Proficiency	4.18	0.78	4.47	0.49
Communicating	3.99	0.85	4.60	0.42
Listening proficiency	4.10	0.85	4.40	0.55
Speaking proficiency	3.95	0.89	4.80	0.45
Reading proficiency	4.05	0.89	4.80	0.45
Writing proficiency	3.85	1.04	4.40	0.55
Under Standing	4.20	0.77	4.60	0.55
Ability to use communicative English proficiency to understand a cultural diversity	4.20	0.77	4.60	0.55
Learning	4.35	0.81	4.20	0.84
Ability to use communicative English proficiency to continuously search for new knowledge	4.35	0.81	4.20	0.84
Entrepreneurial Spirit	4.00	0.88	4.36	0.49
Leadership	3.97	0.84	3.93	0.68
Creative Thinking	3.95	0.83	3.60	0.55
Critical Thinking	4.15	0.88	4.40	0.55
Decision Making	3.80	1.11	3.80	1.10
Management Knowledge	3.93	1.06	4.73	0.28
Digital Literacy	4.00	0.97	4.80	0.45
Business Understanding	3.90	1.21	4.80	0.45
Marketability Understanding	3.90	1.21	4.60	0.55
Labor Omnia Vincit	4.10	0.83	4.40	0.55
Teamwork	4.05	0.83	4.40	0.55
Self-motivation	4.25	0.85	4.40	0.55
Problem Solving	4.00	0.97	4.40	0.55
Total Overall	4.08	0.74	4.33	0.21

Employers Bachelor's Degree	Music Entrepreneurship (n=5)	
	Mean	S.D.
Ethics	4.16	0.19
Integrity	3.80	0.18
Empathy	3.40	0.55
Honesty	4.60	0.55
Nurturing Relationships Fully	3.40	0.55
Social Consciousness	4.80	0.18
Community Service Volunteering	4.60	0.55
Responsible Citizenship	5.00	0.00
Contributions to Group Effort	4.80	0.45
Discipline	3.87	0.30
Self-esteem	3.80	0.45
Self-discipline	4.20	0.45
Self-responsibility	3.60	0.89
English Proficiency	4.47	0.49
Communicating	4.60	0.42
Listening proficiency	4.40	0.55
Speaking proficiency	4.80	0.45
Reading proficiency	4.80	0.45
Writing proficiency	4.40	0.55
Under Standing	4.60	0.55
Ability to use communicative English proficiency to understand a cultural diversity	4.60	0.55
Learning	4.20	0.84
Ability to use communicative English proficiency to continuously search for new knowledge	4.20	0.84
Entrepreneurial Spirit	4.36	0.49
Leadership	3.93	0.68
Creative Thinking	3.60	0.55
Critical Thinking	4.40	0.55
Decision Making	3.80	1.10
Management Knowledge	4.73	0.28
Digital Literacy	4.80	0.45
Business Understanding	4.80	0.45
Marketability Understanding	4.60	0.55
Labor Omnia Vincit	4.40	0.55
Teamwork	4.40	0.55
Self-motivation	4.40	0.55
Problem Solving	4.40	0.55
Total Overall	4.33	0.21

Montfort del Rosario School of Architecture and Design

Montfort del Rosario School of Architecture and Design	Students (n= 29)		Employers (n=19)	
	Mean	S.D.	Mean	S.D.
Ethics	3.98	0.72	4.20	0.44
Integrity	4.03	0.70	4.19	0.57
Empathy	4.07	0.75	4.16	0.76
Honesty	4.17	0.80	4.32	0.67
Nurturing Relationships Fully	3.86	0.83	4.11	0.88
Social Consciousness	3.83	0.81	4.28	0.57
Community Service Volunteering	3.76	0.95	4.26	0.65
Responsible Citizenship	3.72	0.84	4.21	0.85
Contributions to Group Effort	4.00	0.89	4.37	0.68
Discipline	4.07	0.83	4.12	0.49
Self-esteem	4.17	0.80	4.11	0.74
Self-discipline	4.03	0.87	4.47	0.61
Self-responsibility	4.00	0.96	3.79	0.98
English Proficiency	4.05	0.75	4.40	0.44
Communicating	3.89	0.79	4.41	0.45
Listening proficiency	4.00	0.89	4.32	0.58
Speaking proficiency	3.93	0.96	4.58	0.51
Reading proficiency	3.97	0.82	4.37	0.50
Writing proficiency	3.66	0.97	4.37	0.50
Under Standing	4.17	0.80	4.47	0.51
Ability to use communicative English proficiency to understand a cultural diversity	4.17	0.80	4.47	0.51
Learning	4.10	0.82	4.32	0.67
Ability to use communicative English proficiency to continuously search for new knowledge	4.10	0.82	4.32	0.67
Entrepreneurial Spirit	3.88	0.69	4.06	0.43
Leadership	3.89	0.76	3.91	0.40
Creative Thinking	4.00	0.76	3.79	0.54
Critical Thinking	3.93	0.84	4.05	0.52
Decision Making	3.72	0.80	3.89	0.74
Management Knowledge	3.85	0.74	4.25	0.46
Digital Literacy	4.00	0.71	4.11	0.57
Business Understanding	3.83	0.80	4.37	0.68
Marketability Understanding	3.72	0.84	4.26	0.81
Labor Omnia Vincit	3.91	0.71	4.02	0.58
Teamwork	3.86	0.79	3.89	0.66
Self-motivation	3.90	0.82	4.00	0.67
Problem Solving	3.97	0.78	4.16	0.60
Total Overall	3.97	0.68	4.22	0.36

Employers Bachelor's Degree	Architecture (n=4)		Interior Architecture (n=6)		Interior Design (n=6)		Product Design (n=3)	
	Mean	S.D.	Mean	S.D.	Mean	S.D.	Mean	S.D.
Ethics	3.92	0.44	4.26	0.59	4.30	0.38	4.26	0.13
Integrity	3.83	0.79	4.22	0.58	4.44	0.40	4.11	0.51
Empathy	3.75	0.96	4.17	0.75	4.50	0.55	4.00	1.00
Honesty	4.25	0.50	4.17	0.98	4.50	0.55	4.33	0.58
Nurturing Relationships Fully	3.50	1.00	4.33	0.82	4.33	0.82	4.00	1.00
Social Consciousness	4.00	0.47	4.28	0.80	4.28	0.44	4.67	0.33
Community Service Volunteering	4.25	0.50	4.33	0.82	4.17	0.75	4.33	0.58
Responsible Citizenship	3.50	0.58	4.33	1.03	4.17	0.75	5.00	0.00
Contributions to Group Effort	4.25	0.50	4.17	0.98	4.50	0.55	4.67	0.58
Discipline	3.92	0.17	4.28	0.49	4.17	0.72	4.00	0.00
Self-esteem	4.00	0.00	4.00	1.10	4.17	0.75	4.33	0.58
Self-discipline	4.00	0.00	4.83	0.41	4.50	0.84	4.33	0.58
Self-responsibility	3.75	0.50	4.00	1.10	3.83	1.17	3.33	1.15
English Proficiency	4.25	0.50	4.36	0.44	4.54	0.43	4.39	0.54
Communicating	4.25	0.50	4.25	0.45	4.63	0.41	4.50	0.50
Listening proficiency	4.25	0.50	4.00	0.63	4.67	0.52	4.33	0.58
Speaking proficiency	4.25	0.50	4.50	0.55	4.83	0.41	4.67	0.58
Reading proficiency	4.25	0.50	4.17	0.41	4.50	0.55	4.67	0.58
Writing proficiency	4.25	0.50	4.33	0.52	4.50	0.55	4.33	0.58
Under Standing	4.25	0.50	4.50	0.55	4.50	0.55	4.67	0.58
Ability to use communicative English proficiency to understand a cultural diversity	4.25	0.50	4.50	0.55	4.50	0.55	4.67	0.58
Learning	4.25	0.50	4.33	0.52	4.50	0.84	4.00	1.00
Ability to use communicative English proficiency to continuously search for new knowledge	4.25	0.50	4.33	0.52	4.50	0.84	4.00	1.00
Entrepreneurial Spirit	4.17	0.33	3.74	0.37	4.19	0.41	4.30	0.51
Leadership	4.00	0.00	3.72	0.25	4.06	0.49	3.89	0.69
Creative Thinking	3.75	0.50	3.67	0.82	4.00	0.00	3.67	0.58
Critical Thinking	4.00	0.00	3.83	0.41	4.17	0.75	4.33	0.58
Decision Making	4.25	0.50	3.67	0.52	4.00	0.89	3.67	1.15
Management Knowledge	4.25	0.50	4.00	0.47	4.28	0.39	4.67	0.33
Digital Literacy	4.25	0.50	3.83	0.41	4.00	0.63	4.67	0.58
Business Understanding	4.25	0.50	4.00	0.89	4.67	0.52	4.67	0.58
Marketability Understanding	4.25	0.50	4.17	0.75	4.17	1.17	4.67	0.58
Labor Omnia Vincit	4.25	0.50	3.50	0.41	4.22	0.54	4.33	0.58
Teamwork	4.25	0.50	3.33	0.52	4.00	0.63	4.33	0.58
Self-motivation	4.25	0.50	3.50	0.55	4.17	0.75	4.33	0.58
Problem Solving	4.25	0.50	3.67	0.52	4.50	0.55	4.33	0.58
Total Overall	4.11	0.42	4.12	0.42	4.34	0.36	4.31	0.18

Employers' Master's Degree/Ph.D.

**Martin De Tours School of Management
and Economics**

Martin De Tours School of Management and Economics	Master's Degree (n=4)		Ph.D. (n=2)	
	Mean	S.D.	Mean	S.D.
Ethics	4.25	0.45	4.00	0.16
Integrity	4.33	0.27	3.83	0.24
Empathy	4.50	0.58	4.00	0.00
Honesty	4.75	0.50	4.00	0.00
Nurturing Relationships Fully	3.75	0.50	3.50	0.71
Social Consciousness	4.08	0.63	4.17	0.24
Community Service Volunteering	4.25	0.50	4.00	0.00
Responsible Citizenship	3.50	1.29	4.50	0.71
Contributions to Group Effort	4.50	0.58	4.00	0.00
Discipline	4.33	0.61	4.00	0.47
Self-esteem	4.25	0.96	4.00	0.00
Self-discipline	4.75	0.50	3.50	0.71
Self-responsibility	4.00	0.82	4.50	0.71
English Proficiency	4.02	0.86	4.00	0.00
Communicating	4.06	0.97	4.00	0.00
Listening proficiency	3.50	1.29	4.00	0.00
Speaking proficiency	4.25	0.96	4.00	0.00
Reading proficiency	4.25	0.96	4.00	0.00
Writing proficiency	4.25	0.96	4.00	0.00
Under Standing	4.00	0.82	4.00	0.00
Ability to use communicative English proficiency to understand a cultural diversity	4.00	0.82	4.00	0.00
Learning	4.00	0.82	4.00	0.00
Ability to use communicative English proficiency to continuously search for new knowledge	4.00	0.82	4.00	0.00
Entrepreneurial Spirit	4.19	0.60	4.00	0.00
Leadership	4.08	0.69	4.00	0.00
Creative Thinking	4.25	0.96	4.00	0.00
Critical Thinking	4.00	0.82	4.00	0.00
Decision Making	4.00	0.82	4.00	0.00
Management Knowledge	4.33	0.47	4.00	0.00
Digital Literacy	4.25	0.50	4.00	0.00
Business Understanding	4.25	0.50	4.00	0.00
Marketability Understanding	4.50	0.58	4.00	0.00
Labor Omnia Vincit	4.17	0.69	4.00	0.00
Teamwork	4.00	0.82	4.00	0.00
Self-motivation	4.50	0.58	4.00	0.00
Problem Solving	4.00	0.82	4.00	0.00
Total Overall	4.16	0.62	4.00	0.05

Master's Degree	Business and Economics (n=1)		Supply Chain Management (n=3)	
	Mean	S.D.	Mean	S.D.
Ethics	4.00	0.00	4.33	0.51
Integrity	4.00	0.00	4.44	0.19
Empathy	4.00	0.00	4.67	0.58
Honesty	4.00	0.00	5.00	0.00
Nurturing Relationships Fully	4.00	0.00	3.67	0.58
Social Consciousness	4.00	0.00	4.11	0.77
Community Service Volunteering	4.00	0.00	4.33	0.58
Responsible Citizenship	4.00	0.00	3.33	1.53
Contributions to Group Effort	4.00	0.00	4.67	0.58
Discipline	4.00	0.00	4.44	0.69
Self-esteem	4.00	0.00	4.33	1.15
Self-discipline	4.00	0.00	5.00	0.00
Self-responsibility	4.00	0.00	4.00	1.00
English Proficiency	4.00	0.00	4.03	1.05
Communicating	4.00	0.00	4.08	1.18
Listening proficiency	4.00	0.00	3.33	1.53
Speaking proficiency	4.00	0.00	4.33	1.15
Reading proficiency	4.00	0.00	4.33	1.15
Writing proficiency	4.00	0.00	4.33	1.15
Under Standing	4.00	0.00	4.00	1.00
Ability to use communicative English proficiency to understand a cultural diversity	4.00	0.00	4.00	1.00
Learning	4.00	0.00	4.00	1.00
Ability to use communicative English proficiency to continuously search for new knowledge	4.00	0.00	4.00	1.00
Entrepreneurial Spirit	4.00	0.00	4.26	0.72
Leadership	4.00	0.00	4.11	0.84
Creative Thinking	4.00	0.00	4.33	1.15
Critical Thinking	4.00	0.00	4.00	1.00
Decision Making	4.00	0.00	4.00	1.00
Management Knowledge	4.00	0.00	4.44	0.51
Digital Literacy	4.00	0.00	4.33	0.58
Business Understanding	4.00	0.00	4.33	0.58
Marketability Understanding	4.00	0.00	4.67	0.58
Labor Omnia Vincit	4.00	0.00	4.22	0.84
Teamwork	4.00	0.00	4.00	1.00
Self-motivation	4.00	0.00	4.67	0.58
Problem Solving	4.00	0.00	4.00	1.00
Total Overall	4.00	0.00	4.21	0.75

Ph.D.	Management (n=1)		Marketing (n=1)	
	Mean	S.D.	Mean	S.D.
Ethics	3.89	0.00	4.11	0.00
Integrity	3.67	0.00	4.00	0.00
Empathy	4.00	0.00	4.00	0.00
Honesty	4.00	0.00	4.00	0.00
Nurturing Relationships Fully	3.00	0.00	4.00	0.00
Social Consciousness	4.33	0.00	4.00	0.00
Community Service Volunteering	4.00	0.00	4.00	0.00
Responsible Citizenship	5.00	0.00	4.00	0.00
Contributions to Group Effort	4.00	0.00	4.00	0.00
Discipline	3.67	0.00	4.33	0.00
Self-esteem	4.00	0.00	4.00	0.00
Self-discipline	3.00	0.00	4.00	0.00
Self-responsibility	4.00	0.00	5.00	0.00
English Proficiency	4.00	0.00	4.00	0.00
Communicating	4.00	0.00	4.00	0.00
Listening proficiency	4.00	0.00	4.00	0.00
Speaking proficiency	4.00	0.00	4.00	0.00
Reading proficiency	4.00	0.00	4.00	0.00
Writing proficiency	4.00	0.00	4.00	0.00
Under Standing	4.00	0.00	4.00	0.00
Ability to use communicative English proficiency to understand a cultural diversity	4.00	0.00	4.00	0.00
Learning	4.00	0.00	4.00	0.00
Ability to use communicative English proficiency to continuously search for new knowledge	4.00	0.00	4.00	0.00
Entrepreneurial Spirit	4.00	0.00	4.00	0.00
Leadership	4.00	0.00	4.00	0.00
Creative Thinking	4.00	0.00	4.00	0.00
Critical Thinking	4.00	0.00	4.00	0.00
Decision Making	4.00	0.00	4.00	0.00
Management Knowledge	4.00	0.00	4.00	0.00
Digital Literacy	4.00	0.00	4.00	0.00
Business Understanding	4.00	0.00	4.00	0.00
Marketability Understanding	4.00	0.00	4.00	0.00
Labor Omnia Vincit	4.00	0.00	4.00	0.00
Teamwork	4.00	0.00	4.00	0.00
Self-motivation	4.00	0.00	4.00	0.00
Problem Solving	4.00	0.00	4.00	0.00
Total Overall	3.96	0.00	4.04	0.00

Vincent Mary School of Science and Technology

Vincent Mary School of Science and Technology	Master's Degree (n=3)		Ph.D. (n=3)	
	Mean	S.D.	Mean	S.D.
Ethics	4.59	0.42	4.22	0.38
Integrity	4.67	0.33	4.11	0.19
Empathy	4.67	0.58	4.00	0.00
Honesty	4.67	0.58	4.67	0.58
Nurturing Relationships Fully	4.67	0.58	3.67	0.58
Social Consciousness	4.33	0.67	4.22	0.38
Community Service Volunteering	4.00	1.00	4.00	0.00
Responsible Citizenship	4.67	0.58	4.33	0.58
Contributions to Group Effort	4.33	0.58	4.33	0.58
Discipline	4.78	0.38	4.33	0.58
Self-esteem	4.67	0.58	4.33	0.58
Self-discipline	5.00	0.00	4.33	0.58
Self-responsibility	4.67	0.58	4.33	0.58
English Proficiency	4.28	0.48	4.17	0.29
Communicating	4.17	0.29	4.17	0.29
Listening proficiency	4.33	0.58	4.00	0.00
Speaking proficiency	4.33	0.58	4.00	0.00
Reading proficiency	4.33	0.58	4.33	0.58
Writing proficiency	3.67	0.58	4.33	0.58
Under Standing	4.33	0.58	4.33	0.58
Ability to use communicative English proficiency to understand a cultural diversity	4.33	0.58	4.33	0.58
Learning	4.33	0.58	4.00	0.00
Ability to use communicative English proficiency to continuously search for new knowledge	4.33	0.58	4.00	0.00
Entrepreneurial Spirit	4.15	0.17	4.22	0.38
Leadership	4.00	0.33	4.22	0.38
Creative Thinking	4.00	0.00	4.33	0.58
Critical Thinking	3.67	0.58	4.00	0.00
Decision Making	4.33	1.15	4.33	0.58
Management Knowledge	4.22	0.19	4.11	0.19
Digital Literacy	3.67	0.58	4.33	0.58
Business Understanding	4.33	0.58	4.00	0.00
Marketability Understanding	4.67	0.58	4.00	0.00
Labor Omnia Vincit	4.22	0.69	4.33	0.58
Teamwork	4.00	1.00	4.33	0.58
Self-motivation	4.33	0.58	4.33	0.58
Problem Solving	4.33	0.58	4.33	0.58
Total Overall	4.34	0.31	4.20	0.35

Master's Degree	Computer Science (n=2)		Information Technology (n=1)	
	Mean	S.D.	Mean	S.D.
Ethics	4.83	0.08	4.11	0.00
Integrity	4.83	0.24	4.33	0.00
Empathy	5.00	0.00	4.00	0.00
Honesty	5.00	0.00	4.00	0.00
Nurturing Relationships Fully	4.50	0.71	5.00	0.00
Social Consciousness	4.67	0.47	3.67	0.00
Community Service Volunteering	4.50	0.71	3.00	0.00
Responsible Citizenship	5.00	0.00	4.00	0.00
Contributions to Group Effort	4.50	0.71	4.00	0.00
Discipline	5.00	0.00	4.33	0.00
Self-esteem	5.00	0.00	4.00	0.00
Self-discipline	5.00	0.00	5.00	0.00
Self-responsibility	5.00	0.00	4.00	0.00
English Proficiency	4.42	0.59	4.00	0.00
Communicating	4.25	0.35	4.00	0.00
Listening proficiency	4.50	0.71	4.00	0.00
Speaking proficiency	4.50	0.71	4.00	0.00
Reading proficiency	4.50	0.71	4.00	0.00
Writing proficiency	3.50	0.71	4.00	0.00
Under Standing	4.50	0.71	4.00	0.00
Ability to use communicative English proficiency to understand a cultural diversity	4.50	0.71	4.00	0.00
Learning	4.50	0.71	4.00	0.00
Ability to use communicative English proficiency to continuously search for new knowledge	4.50	0.71	4.00	0.00
Entrepreneurial Spirit	4.22	0.16	4.00	0.00
Leadership	4.00	0.47	4.00	0.00
Creative Thinking	4.00	0.00	4.00	0.00
Critical Thinking	4.00	0.00	3.00	0.00
Decision Making	4.00	1.41	5.00	0.00
Management Knowledge	4.33	0.00	4.00	0.00
Digital Literacy	3.50	0.71	4.00	0.00
Business Understanding	4.50	0.71	4.00	0.00
Marketability Understanding	5.00	0.00	4.00	0.00
Labor Omnia Vincit	4.33	0.94	4.00	0.00
Teamwork	4.00	1.41	4.00	0.00
Self-motivation	4.50	0.71	4.00	0.00
Problem Solving	4.50	0.71	4.00	0.00
Total Overall	4.49	0.22	4.04	0.00

Ph.D.	Computer Science (n=1)		Information Technology (n=2)	
	Mean	S.D.	Mean	S.D.
Ethics	4.00	0.00	4.33	0.47
Integrity	4.00	0.00	4.17	0.24
Empathy	4.00	0.00	4.00	0.00
Honesty	5.00	0.00	4.50	0.71
Nurturing Relationships Fully	3.00	0.00	4.00	0.00
Social Consciousness	4.00	0.00	4.33	0.47
Community Service Volunteering	4.00	0.00	4.00	0.00
Responsible Citizenship	4.00	0.00	4.50	0.71
Contributions to Group Effort	4.00	0.00	4.50	0.71
Discipline	4.00	0.00	4.50	0.71
Self-esteem	4.00	0.00	4.50	0.71
Self-discipline	4.00	0.00	4.50	0.71
Self-responsibility	4.00	0.00	4.50	0.71
English Proficiency	4.00	0.00	4.25	0.35
Communicating	4.00	0.00	4.25	0.35
Listening proficiency	4.00	0.00	4.00	0.00
Speaking proficiency	4.00	0.00	4.00	0.00
Reading proficiency	4.00	0.00	4.50	0.71
Writing proficiency	4.00	0.00	4.50	0.71
Under Standing	4.00	0.00	4.50	0.71
Ability to use communicative English proficiency to understand a cultural diversity	4.00	0.00	4.50	0.71
Learning	4.00	0.00	4.00	0.00
Ability to use communicative English proficiency to continuously search for new knowledge	4.00	0.00	4.00	0.00
Entrepreneurial Spirit	4.00	0.00	4.33	0.47
Leadership	4.00	0.00	4.33	0.47
Creative Thinking	4.00	0.00	4.50	0.71
Critical Thinking	4.00	0.00	4.00	0.00
Decision Making	4.00	0.00	4.50	0.71
Management Knowledge	4.00	0.00	4.17	0.24
Digital Literacy	4.00	0.00	4.50	0.71
Business Understanding	4.00	0.00	4.00	0.00
Marketability Understanding	4.00	0.00	4.00	0.00
Labor Omnia Vincit	4.00	0.00	4.50	0.71
Teamwork	4.00	0.00	4.50	0.71
Self-motivation	4.00	0.00	4.50	0.71
Problem Solving	4.00	0.00	4.50	0.71
Total Overall	4.00	0.00	4.31	0.43

Thomas Aquinas School of Law

Thomas Aquinas School of Law	Master's Degree (n=1)	
	Mean	S.D.
Ethics	4.22	0.00
Integrity	4.33	0.00
Empathy	4.00	0.00
Honesty	4.00	0.00
Nurturing Relationships Fully	5.00	0.00
Social Consciousness	4.00	0.00
Community Service Volunteering	3.00	0.00
Responsible Citizenship	4.00	0.00
Contributions to Group Effort	5.00	0.00
Discipline	4.33	0.00
Self-esteem	4.00	0.00
Self-discipline	4.00	0.00
Self-responsibility	5.00	0.00
English Proficiency	4.17	0.00
Communicating	4.50	0.00
Listening proficiency	4.00	0.00
Speaking proficiency	4.00	0.00
Reading proficiency	5.00	0.00
Writing proficiency	5.00	0.00
Under Standing	4.00	0.00
Ability to use communicative English proficiency to understand a cultural diversity	4.00	0.00
Learning	4.00	0.00
Ability to use communicative English proficiency to continuously search for new knowledge	4.00	0.00
Entrepreneurial Spirit	3.78	0.00
Leadership	3.33	0.00
Creative Thinking	4.00	0.00
Critical Thinking	3.00	0.00
Decision Making	3.00	0.00
Management Knowledge	3.67	0.00
Digital Literacy	3.00	0.00
Business Understanding	4.00	0.00
Marketability Understanding	4.00	0.00
Labor Omnia Vincit	4.33	0.00
Teamwork	4.00	0.00
Self-motivation	5.00	0.00
Problem Solving	4.00	0.00
Total Overall	4.06	0.00

Master's Degree	Law (n=1)	
	Mean	S.D.
Ethics	4.22	0.00
Integrity	4.33	0.00
Empathy	4.00	0.00
Honesty	4.00	0.00
Nurturing Relationships Fully	5.00	0.00
Social Consciousness	4.00	0.00
Community Service Volunteering	3.00	0.00
Responsible Citizenship	4.00	0.00
Contributions to Group Effort	5.00	0.00
Discipline	4.33	0.00
Self-esteem	4.00	0.00
Self-discipline	4.00	0.00
Self-responsibility	5.00	0.00
English Proficiency	4.17	0.00
Communicating	4.50	0.00
Listening proficiency	4.00	0.00
Speaking proficiency	4.00	0.00
Reading proficiency	5.00	0.00
Writing proficiency	5.00	0.00
Under Standing	4.00	0.00
Ability to use communicative English proficiency to understand a cultural diversity	4.00	0.00
Learning	4.00	0.00
Ability to use communicative English proficiency to continuously search for new knowledge	4.00	0.00
Entrepreneurial Spirit	3.78	0.00
Leadership	3.33	0.00
Creative Thinking	4.00	0.00
Critical Thinking	3.00	0.00
Decision Making	3.00	0.00
Management Knowledge	3.67	0.00
Digital Literacy	3.00	0.00
Business Understanding	4.00	0.00
Marketability Understanding	4.00	0.00
Labor Omnia Vincit	4.33	0.00
Teamwork	4.00	0.00
Self-motivation	5.00	0.00
Problem Solving	4.00	0.00
Total Overall	4.06	0.00

Theophane Venard School of Biotechnology

Theophane Venard School of Biotechnology	Master's Degree (n=2)		Ph.D. (n=1)	
	Mean	S.D.	Mean	S.D.
Ethics	3.89	0.00	4.44	0.00
Integrity	3.83	0.24	4.67	0.00
Empathy	3.50	0.71	5.00	0.00
Honesty	4.50	0.71	4.00	0.00
Nurturing Relationships Fully	3.50	0.71	5.00	0.00
Social Consciousness	4.00	0.47	4.00	0.00
Community Service Volunteering	4.00	0.00	4.00	0.00
Responsible Citizenship	3.50	0.71	4.00	0.00
Contributions to Group Effort	4.50	0.71	4.00	0.00
Discipline	3.83	0.24	4.67	0.00
Self-esteem	4.00	0.00	5.00	0.00
Self-discipline	4.00	1.41	4.00	0.00
Self-responsibility	3.50	0.71	5.00	0.00
English Proficiency	3.92	0.12	4.92	0.00
Communicating	3.75	0.35	4.75	0.00
Listening proficiency	3.50	0.71	5.00	0.00
Speaking proficiency	3.50	0.71	5.00	0.00
Reading proficiency	4.50	0.71	4.00	0.00
Writing proficiency	3.50	0.71	5.00	0.00
Under Standing	4.00	0.00	5.00	0.00
Ability to use communicative English proficiency to understand a cultural diversity	4.00	0.00	5.00	0.00
Learning	4.00	0.00	5.00	0.00
Ability to use communicative English proficiency to continuously search for new knowledge	4.00	0.00	5.00	0.00
Entrepreneurial Spirit	4.33	0.16	4.33	0.00
Leadership	4.17	0.24	3.67	0.00
Creative Thinking	4.00	0.00	4.00	0.00
Critical Thinking	4.00	0.00	4.00	0.00
Decision Making	4.50	0.71	3.00	0.00
Management Knowledge	4.50	0.71	4.33	0.00
Digital Literacy	5.00	0.00	4.00	0.00
Business Understanding	4.50	0.71	4.00	0.00
Marketability Understanding	4.00	1.41	5.00	0.00
Labor Omnia Vincit	4.33	0.00	5.00	0.00
Teamwork	4.50	0.71	5.00	0.00
Self-motivation	4.00	0.00	5.00	0.00
Problem Solving	4.50	0.71	5.00	0.00
Total Overall	4.05	0.01	4.56	0.00

Graduate School of Business and Advanced Technology Management

Graduate School of Business and Advanced Technology Management	Master's Degree (n=93)		Ph.D. (n=45)	
	Mean	S.D.	Mean	S.D.
Ethics	4.24	0.33	4.13	0.28
Integrity	4.16	0.37	4.13	0.32
Empathy	4.14	0.54	4.11	0.44
Honesty	4.06	0.64	4.13	0.50
Nurturing Relationships Fully	4.28	0.61	4.16	0.56
Social Consciousness	4.20	0.40	4.11	0.33
Community Service Volunteering	4.22	0.61	4.09	0.36
Responsible Citizenship	4.09	0.72	4.07	0.62
Contributions to Group Effort	4.29	0.56	4.18	0.39
Discipline	4.35	0.47	4.16	0.42
Self-esteem	4.37	0.53	4.20	0.40
Self-discipline	4.29	0.64	4.11	0.61
Self-responsibility	4.40	0.66	4.16	0.60
English Proficiency	4.23	0.40	4.23	0.28
Communicating	4.16	0.42	4.28	0.36
Listening proficiency	4.10	0.66	4.24	0.57
Speaking proficiency	3.99	0.65	4.24	0.61
Reading proficiency	4.41	0.63	4.49	0.51
Writing proficiency	4.16	0.73	4.16	0.60
Under Standing	4.25	0.56	4.24	0.43
Ability to use communicative English proficiency to understand a cultural diversity	4.25	0.56	4.24	0.43
Learning	4.28	0.56	4.16	0.37
Ability to use communicative English proficiency to continuously search for new knowledge	4.28	0.56	4.16	0.37
Entrepreneurial Spirit	4.20	0.35	4.23	0.26
Leadership	4.20	0.45	4.27	0.41
Creative Thinking	4.38	0.53	4.29	0.46
Critical Thinking	4.05	0.61	4.20	0.55
Decision Making	4.17	0.65	4.31	0.60
Management Knowledge	4.20	0.35	4.19	0.32
Digital Literacy	4.24	0.52	4.29	0.46
Business Understanding	4.10	0.47	4.09	0.36
Marketability Understanding	4.26	0.55	4.20	0.50
Labor Omnia Vincit	4.21	0.48	4.24	0.35
Teamwork	4.26	0.74	4.33	0.52
Self-motivation	4.22	0.57	4.18	0.44
Problem Solving	4.15	0.53	4.20	0.40
Total Overall	4.22	0.30	4.20	0.23

Master's Degree	Business Administration (n=40)		Concentration in Finance (n=2)		Concentration in General MBA(n=12)	
	Mean	S.D.	Mean	S.D.	Mean	S.D.
Ethics	4.23	0.35	4.00	0.00	4.19	0.27
Integrity	4.18	0.41	4.00	0.00	4.06	0.19
Empathy	4.18	0.55	4.00	0.00	4.00	0.43
Honesty	4.13	0.65	4.00	0.00	3.92	0.51
Nurturing Relationships Fully	4.23	0.66	4.00	0.00	4.25	0.45
Social Consciousness	4.19	0.40	4.00	0.00	4.17	0.27
Community Service Volunteering	4.18	0.64	4.00	0.00	4.08	0.51
Responsible Citizenship	4.05	0.75	4.00	0.00	4.17	0.58
Contributions to Group Effort	4.35	0.58	4.00	0.00	4.25	0.45
Discipline	4.31	0.50	4.00	0.00	4.33	0.40
Self-esteem	4.35	0.53	4.00	0.00	4.25	0.45
Self-discipline	4.25	0.67	4.00	0.00	4.17	0.58
Self-responsibility	4.33	0.69	4.00	0.00	4.58	0.51
English Proficiency	4.22	0.42	3.96	0.06	4.41	0.34
Communicating	4.16	0.44	3.88	0.18	4.23	0.31
Listening proficiency	4.13	0.69	4.00	0.00	4.08	0.29
Speaking proficiency	4.18	0.64	3.50	0.71	4.00	0.60
Reading proficiency	4.33	0.69	4.00	0.00	4.42	0.51
Writing proficiency	4.03	0.73	4.00	0.00	4.42	0.51
Under Standing	4.25	0.54	4.00	0.00	4.50	0.67
Ability to use communicative English proficiency to understand a cultural diversity	4.25	0.54	4.00	0.00	4.50	0.67
Learning	4.25	0.54	4.00	0.00	4.50	0.67
Ability to use communicative English proficiency to continuously search for new knowledge	4.25	0.54	4.00	0.00	4.50	0.67
Entrepreneurial Spirit	4.25	0.37	4.00	0.00	4.14	0.32
Leadership	4.26	0.51	4.00	0.00	4.17	0.30
Creative Thinking	4.40	0.55	4.00	0.00	4.33	0.49
Critical Thinking	4.15	0.70	4.00	0.00	4.00	0.43
Decision Making	4.23	0.70	4.00	0.00	4.17	0.58
Management Knowledge	4.23	0.35	4.00	0.00	4.22	0.30
Digital Literacy	4.23	0.53	4.00	0.00	4.25	0.45
Business Understanding	4.15	0.48	4.00	0.00	4.08	0.29
Marketability Understanding	4.33	0.57	4.00	0.00	4.33	0.49
Labor Omnia Vincit	4.27	0.47	4.00	0.00	4.03	0.56
Teamwork	4.28	0.68	4.00	0.00	4.00	0.85
Self-motivation	4.33	0.62	4.00	0.00	4.00	0.43
Problem Solving	4.20	0.56	4.00	0.00	4.08	0.51
Total Overall	4.23	0.32	3.99	0.02	4.24	0.24

Master's Degree	Concentration in Marketing (n=10)		Hospitality and Tourism Management (n=2)		Information Technology and Management (n=2)	
	Mean	S.D.	Mean	S.D.	Mean	S.D.
Ethics	4.29	0.36	3.83	0.24	4.56	0.16
Integrity	4.20	0.36	4.00	0.00	4.33	0.47
Empathy	4.20	0.63	4.00	0.00	4.00	1.41
Honesty	4.00	0.82	4.00	0.00	4.50	0.71
Nurturing Relationships Fully	4.40	0.70	4.00	0.00	4.50	0.71
Social Consciousness	4.20	0.48	3.50	0.71	4.83	0.24
Community Service Volunteering	4.50	0.53	3.50	0.71	5.00	0.00
Responsible Citizenship	3.80	0.92	3.50	0.71	5.00	0.00
Contributions to Group Effort	4.30	0.67	3.50	0.71	4.50	0.71
Discipline	4.47	0.61	4.00	0.00	4.50	0.24
Self-esteem	4.60	0.70	4.00	0.00	4.00	0.00
Self-discipline	4.50	0.71	4.00	0.00	4.50	0.71
Self-responsibility	4.30	0.82	4.00	0.00	5.00	0.00
English Proficiency	4.08	0.55	4.08	0.12	4.63	0.29
Communicating	4.03	0.59	4.25	0.35	4.38	0.18
Listening proficiency	3.90	1.10	4.00	0.00	4.50	0.71
Speaking proficiency	3.90	0.88	4.00	0.00	3.50	0.71
Reading proficiency	4.40	0.70	4.50	0.71	4.50	0.71
Writing proficiency	3.90	0.74	4.50	0.71	5.00	0.00
Under Standing	4.00	0.67	4.00	0.00	4.50	0.71
Ability to use communicative English proficiency to understand a cultural diversity	4.00	0.67	4.00	0.00	4.50	0.71
Learning	4.20	0.63	4.00	0.00	5.00	0.00
Ability to use communicative English proficiency to continuously search for new knowledge	4.20	0.63	4.00	0.00	5.00	0.00
Entrepreneurial Spirit	4.17	0.33	3.94	0.08	4.33	0.47
Leadership	4.17	0.36	3.83	0.24	4.67	0.47
Creative Thinking	4.50	0.71	4.00	0.00	5.00	0.00
Critical Thinking	3.90	0.32	3.50	0.71	4.50	0.71
Decision Making	4.10	0.57	4.00	0.00	4.50	0.71
Management Knowledge	4.07	0.34	4.00	0.00	4.17	0.24
Digital Literacy	4.30	0.48	4.00	0.00	4.00	0.00
Business Understanding	3.90	0.57	4.00	0.00	4.00	0.00
Marketability Understanding	4.00	0.47	4.00	0.00	4.50	0.71
Labor Omnia Vincit	4.27	0.47	4.00	0.00	4.17	0.71
Teamwork	4.50	0.85	4.00	0.00	4.00	1.41
Self-motivation	4.20	0.42	4.00	0.00	4.00	0.00
Problem Solving	4.10	0.57	4.00	0.00	4.50	0.71
Total Overall	4.18	0.40	3.95	0.14	4.50	0.31

Master's Degree	Management (n=12)		Organization Development and Management (n=3)		Teaching and Technology(n=10)	
	Mean	S.D.	Mean	S.D.	Mean	S.D.
Ethics	4.18	0.35	4.52	0.46	4.34	0.22
Integrity	4.14	0.39	4.67	0.58	4.10	0.27
Empathy	4.08	0.51	4.67	0.58	4.10	0.57
Honesty	4.08	0.51	4.67	0.58	3.80	0.79
Nurturing Relationships Fully	4.25	0.62	4.67	0.58	4.40	0.70
Social Consciousness	4.14	0.33	4.56	0.51	4.27	0.34
Community Service Volunteering	4.00	0.60	4.67	0.58	4.40	0.52
Responsible Citizenship	4.08	0.51	4.67	0.58	4.20	0.79
Contributions to Group Effort	4.33	0.49	4.33	0.58	4.20	0.63
Discipline	4.25	0.43	4.33	0.33	4.67	0.35
Self-esteem	4.25	0.45	4.33	0.58	4.70	0.48
Self-discipline	4.08	0.67	4.33	0.58	4.70	0.48
Self-responsibility	4.42	0.67	4.33	0.58	4.60	0.70
English Proficiency	4.15	0.27	4.50	0.44	4.23	0.41
Communicating	4.21	0.33	4.17	0.29	4.18	0.51
Listening proficiency	4.00	0.43	4.67	0.58	4.10	0.74
Speaking proficiency	3.75	0.45	4.00	1.00	3.80	0.63
Reading proficiency	4.58	0.51	4.67	0.58	4.50	0.71
Writing proficiency	4.50	0.67	3.33	0.58	4.30	0.82
Under Standing	4.25	0.45	4.67	0.58	4.10	0.57
Ability to use communicative English proficiency to understand a cultural diversity	4.25	0.45	4.67	0.58	4.10	0.57
Learning	4.00	0.43	4.67	0.58	4.40	0.52
Ability to use communicative English proficiency to continuously search for new knowledge	4.00	0.43	4.67	0.58	4.40	0.52
Entrepreneurial Spirit	4.10	0.22	4.30	0.42	4.27	0.45
Leadership	3.97	0.30	4.22	0.38	4.33	0.59
Creative Thinking	4.08	0.29	4.33	0.58	4.60	0.52
Critical Thinking	3.92	0.51	4.33	0.58	4.00	0.82
Decision Making	3.92	0.67	4.00	0.00	4.40	0.84
Management Knowledge	4.17	0.39	4.56	0.51	4.17	0.39
Digital Literacy	4.17	0.72	4.33	0.58	4.40	0.52
Business Understanding	4.17	0.39	4.67	0.58	3.90	0.57
Marketability Understanding	4.17	0.58	4.67	0.58	4.20	0.63
Labor Omnia Vincit	4.17	0.39	4.11	0.51	4.30	0.62
Teamwork	4.25	0.62	4.00	1.00	4.50	0.85
Self-motivation	4.08	0.51	4.33	0.58	4.30	0.82
Problem Solving	4.17	0.58	4.00	0.00	4.10	0.57
Total Overall	4.14	0.21	4.44	0.40	4.28	0.32

Ph.D	Hospitality and Tourism Management (n=1)		Innovative Technology Management (n=7)		Organization Development (n=3)	
	Mean	S.D.	Mean	S.D.	Mean	S.D.
Ethics	4.00	0.00	4.30	0.25	4.26	0.39
Integrity	4.00	0.00	4.14	0.33	4.22	0.38
Empathy	4.00	0.00	4.00	0.58	4.33	0.58
Honesty	4.00	0.00	4.00	0.58	4.00	1.00
Nurturing Relationships Fully	4.00	0.00	4.43	0.79	4.33	0.58
Social Consciousness	4.00	0.00	4.33	0.27	4.11	0.77
Community Service Volunteering	4.00	0.00	4.29	0.49	4.33	0.58
Responsible Citizenship	4.00	0.00	4.29	0.76	3.67	1.15
Contributions to Group Effort	4.00	0.00	4.43	0.53	4.33	0.58
Discipline	4.00	0.00	4.43	0.46	4.44	0.51
Self-esteem	4.00	0.00	4.43	0.53	4.33	0.58
Self-discipline	4.00	0.00	4.29	0.76	4.67	0.58
Self-responsibility	4.00	0.00	4.57	0.53	4.33	1.15
English Proficiency	4.08	0.00	4.31	0.24	4.31	0.54
Communicating	4.25	0.00	4.36	0.35	4.25	0.50
Listening proficiency	5.00	0.00	4.29	0.49	4.00	1.00
Speaking proficiency	4.00	0.00	4.29	0.49	4.67	0.58
Reading proficiency	4.00	0.00	4.57	0.53	4.67	0.58
Writing proficiency	4.00	0.00	4.29	0.76	3.67	0.58
Under Standing	4.00	0.00	4.00	0.00	4.33	0.58
Ability to use communicative English proficiency to understand a cultural diversity	4.00	0.00	4.00	0.00	4.33	0.58
Learning	4.00	0.00	4.57	0.53	4.33	0.58
Ability to use communicative English proficiency to continuously search for new knowledge	4.00	0.00	4.57	0.53	4.33	0.58
Entrepreneurial Spirit	4.00	0.00	4.40	0.20	4.26	0.53
Leadership	4.00	0.00	4.52	0.26	4.00	1.00
Creative Thinking	4.00	0.00	4.57	0.53	4.33	0.58
Critical Thinking	4.00	0.00	4.14	0.38	3.67	1.53
Decision Making	4.00	0.00	4.86	0.38	4.00	1.00
Management Knowledge	4.00	0.00	4.29	0.30	4.44	0.51
Digital Literacy	4.00	0.00	4.43	0.53	4.33	0.58
Business Understanding	4.00	0.00	4.14	0.38	4.00	1.00
Marketability Understanding	4.00	0.00	4.29	0.49	5.00	0.00
Labor Omnia Vincit	4.00	0.00	4.38	0.40	4.33	0.33
Teamwork	4.00	0.00	4.43	0.79	5.00	0.00
Self-motivation	4.00	0.00	4.43	0.53	3.67	0.58
Problem Solving	4.00	0.00	4.29	0.49	4.33	0.58
Total Overall	4.03	0.00	4.34	0.15	4.27	0.42

Ph.D	Teaching and Technology (n=15)		Technology, Education, and Management (n=19)	
	Mean	S.D.	Mean	S.D.
Ethics	4.09	0.30	4.09	0.27
Integrity	4.18	0.35	4.09	0.31
Empathy	4.20	0.41	4.05	0.40
Honesty	4.13	0.52	4.21	0.42
Nurturing Relationships Fully	4.20	0.41	4.00	0.58
Social Consciousness	4.00	0.28	4.12	0.30
Community Service Volunteering	3.93	0.26	4.11	0.32
Responsible Citizenship	4.00	0.65	4.11	0.46
Contributions to Group Effort	4.07	0.26	4.16	0.37
Discipline	4.09	0.43	4.07	0.38
Self-esteem	4.13	0.35	4.16	0.37
Self-discipline	4.13	0.64	3.95	0.52
Self-responsibility	4.00	0.65	4.11	0.46
English Proficiency	4.18	0.26	4.23	0.27
Communicating	4.28	0.43	4.26	0.31
Listening proficiency	4.27	0.70	4.21	0.42
Speaking proficiency	4.27	0.80	4.16	0.50
Reading proficiency	4.60	0.51	4.37	0.50
Writing proficiency	4.00	0.53	4.32	0.58
Under Standing	4.20	0.41	4.37	0.50
Ability to use communicative English proficiency to understand a cultural diversity	4.20	0.41	4.37	0.50
Learning	4.07	0.26	4.05	0.23
Ability to use communicative English proficiency to continuously search for new knowledge	4.07	0.26	4.05	0.23
Entrepreneurial Spirit	4.24	0.19	4.18	0.27
Leadership	4.27	0.42	4.23	0.30
Creative Thinking	4.07	0.26	4.37	0.50
Critical Thinking	4.40	0.51	4.16	0.37
Decision Making	4.33	0.72	4.16	0.37
Management Knowledge	4.20	0.35	4.12	0.28
Digital Literacy	4.27	0.46	4.26	0.45
Business Understanding	4.13	0.35	4.05	0.23
Marketability Understanding	4.20	0.56	4.05	0.40
Labor Omnia Vincit	4.24	0.37	4.18	0.32
Teamwork	4.33	0.49	4.21	0.42
Self-motivation	4.20	0.41	4.16	0.37
Problem Solving	4.20	0.41	4.16	0.37
Total Overall	4.17	0.19	4.17	0.25

Graduate School of Human Sciences

Graduate School of Human Sciences	Master's Degree (n=27)		Ph.D. (n=17)	
	Mean	S.D.	Mean	S.D.
Ethics	4.26	0.38	4.25	0.39
Integrity	4.30	0.41	4.39	0.38
Empathy	4.37	0.56	4.53	0.51
Honesty	4.19	0.62	4.35	0.49
Nurturing Relationships Fully	4.33	0.73	4.29	0.69
Social Consciousness	4.15	0.51	4.16	0.44
Community Service Volunteering	4.19	0.62	4.18	0.53
Responsible Citizenship	4.07	0.83	4.00	0.87
Contributions to Group Effort	4.19	0.56	4.29	0.47
Discipline	4.33	0.53	4.20	0.57
Self-esteem	4.41	0.57	4.24	0.56
Self-discipline	4.33	0.68	4.12	0.78
Self-responsibility	4.26	0.71	4.24	0.75
English Proficiency	4.21	0.49	4.12	0.44
Communicating	4.22	0.59	4.13	0.53
Listening proficiency	4.11	0.80	4.00	0.79
Speaking proficiency	4.15	0.72	4.06	0.75
Reading proficiency	4.41	0.64	4.24	0.56
Writing proficiency	4.22	0.70	4.24	0.66
Under Standing	4.19	0.56	4.18	0.53
Ability to use communicative English proficiency to understand a cultural diversity	4.19	0.56	4.18	0.53
Learning	4.22	0.51	4.06	0.56
Ability to use communicative English proficiency to continuously search for new knowledge	4.22	0.51	4.06	0.56
Entrepreneurial Spirit	4.26	0.38	4.24	0.32
Leadership	4.25	0.54	4.12	0.54
Creative Thinking	4.44	0.51	4.29	0.59
Critical Thinking	4.11	0.75	4.00	0.71
Decision Making	4.19	0.74	4.06	0.75
Management Knowledge	4.25	0.39	4.31	0.32
Digital Literacy	4.26	0.59	4.24	0.56
Business Understanding	4.15	0.53	4.29	0.47
Marketability Understanding	4.33	0.62	4.41	0.62
Labor Omnia Vincit	4.30	0.47	4.29	0.41
Teamwork	4.37	0.69	4.24	0.66
Self-motivation	4.33	0.62	4.47	0.51
Problem Solving	4.19	0.56	4.18	0.64
Total Overall	4.24	0.36	4.20	0.31

Master's Degree	Counseling Psychology (n=3)		Curriculum and Instruction (n=4)		Educational Administration and Leadership (n=15)	
	Mean	S.D.	Mean	S.D.	Mean	S.D.
Ethics	4.52	0.36	4.36	0.19	4.21	0.41
Integrity	4.56	0.51	4.17	0.33	4.31	0.41
Empathy	4.67	0.58	4.00	0.00	4.47	0.64
Honesty	4.67	0.58	3.75	0.50	4.20	0.68
Nurturing Relationships Fully	4.33	1.15	4.75	0.50	4.27	0.80
Social Consciousness	4.56	0.51	4.33	0.27	4.00	0.55
Community Service Volunteering	4.67	0.58	4.25	0.50	4.07	0.70
Responsible Citizenship	4.67	0.58	4.50	0.58	3.80	0.94
Contributions to Group Effort	4.33	0.58	4.25	0.50	4.13	0.64
Discipline	4.44	0.19	4.58	0.42	4.31	0.65
Self-esteem	4.33	0.58	4.75	0.50	4.40	0.63
Self-discipline	4.33	0.58	4.50	0.58	4.33	0.82
Self-responsibility	4.67	0.58	4.50	0.58	4.20	0.86
English Proficiency	4.42	0.36	4.42	0.35	4.12	0.56
Communicating	4.58	0.52	4.50	0.41	4.10	0.65
Listening proficiency	4.67	0.58	4.50	0.58	3.87	0.92
Speaking proficiency	4.67	0.58	4.00	0.82	4.13	0.74
Reading proficiency	4.67	0.58	4.75	0.50	4.33	0.72
Writing proficiency	4.33	0.58	4.75	0.50	4.07	0.80
Under Standing	4.33	0.58	4.25	0.50	4.13	0.64
Ability to use communicative English proficiency to understand a cultural diversity	4.33	0.58	4.25	0.50	4.13	0.64
Learning	4.33	0.58	4.50	0.58	4.13	0.52
Ability to use communicative English proficiency to continuously search for new knowledge	4.33	0.58	4.50	0.58	4.13	0.52
Entrepreneurial Spirit	4.44	0.29	4.50	0.11	4.20	0.43
Leadership	4.56	0.51	4.67	0.27	4.11	0.61
Creative Thinking	4.67	0.58	4.75	0.50	4.40	0.51
Critical Thinking	4.67	0.58	4.25	0.50	3.93	0.88
Decision Making	4.33	0.58	5.00	0.00	4.00	0.85
Management Knowledge	4.44	0.19	4.25	0.32	4.22	0.43
Digital Literacy	4.00	0.00	4.50	0.58	4.27	0.70
Business Understanding	4.67	0.58	4.00	0.00	4.07	0.59
Marketability Understanding	4.67	0.58	4.25	0.50	4.33	0.72
Labor Omnia Vincit	4.33	0.58	4.58	0.32	4.27	0.52
Teamwork	3.67	0.58	5.00	0.00	4.40	0.74
Self-motivation	4.67	0.58	4.50	0.58	4.27	0.70
Problem Solving	4.67	0.58	4.25	0.50	4.13	0.64
Total Overall	4.46	0.02	4.43	0.15	4.18	0.40

Master's Degree	English Language Teaching (n=4)		Philosophy and Religious (n=1)	
	Mean	S.D.	Mean	S.D.
Ethics	4.22	0.44	4.00	0.00
Integrity	4.25	0.50	4.00	0.00
Empathy	4.25	0.50	4.00	0.00
Honesty	4.25	0.50	4.00	0.00
Nurturing Relationships Fully	4.25	0.50	4.00	0.00
Social Consciousness	4.25	0.50	4.00	0.00
Community Service Volunteering	4.25	0.50	4.00	0.00
Responsible Citizenship	4.25	0.50	4.00	0.00
Contributions to Group Effort	4.25	0.50	4.00	0.00
Discipline	4.17	0.33	4.00	0.00
Self-esteem	4.25	0.50	4.00	0.00
Self-discipline	4.25	0.50	4.00	0.00
Self-responsibility	4.00	0.00	4.00	0.00
English Proficiency	4.23	0.52	4.00	0.00
Communicating	4.19	0.55	4.00	0.00
Listening proficiency	4.25	0.50	4.00	0.00
Speaking proficiency	4.00	0.82	4.00	0.00
Reading proficiency	4.25	0.50	4.00	0.00
Writing proficiency	4.25	0.50	4.00	0.00
Under Standing	4.25	0.50	4.00	0.00
Ability to use communicative English proficiency to understand a cultural diversity	4.25	0.50	4.00	0.00
Learning	4.25	0.50	4.00	0.00
Ability to use communicative English proficiency to continuously search for new knowledge	4.25	0.50	4.00	0.00
Entrepreneurial Spirit	4.19	0.39	4.00	0.00
Leadership	4.17	0.33	4.00	0.00
Creative Thinking	4.25	0.50	4.00	0.00
Critical Thinking	4.25	0.50	4.00	0.00
Decision Making	4.00	0.00	4.00	0.00
Management Knowledge	4.25	0.50	4.00	0.00
Digital Literacy	4.25	0.50	4.00	0.00
Business Understanding	4.25	0.50	4.00	0.00
Marketability Understanding	4.25	0.50	4.00	0.00
Labor Omnia Vincit	4.17	0.33	4.00	0.00
Teamwork	4.25	0.50	4.00	0.00
Self-motivation	4.25	0.50	4.00	0.00
Problem Solving	4.00	0.00	4.00	0.00
Total Overall	4.22	0.45	4.00	0.00

Ph.D.	Counseling Psychology (n=1)		Education Administration and Leadership (n=12)		English Language Teaching (n=2)		Philosophy and Religious (n=2)	
	Mean	S.D.	Mean	S.D.	Mean	S.D.	Mean	S.D.
Ethics	4.11	0.00	4.21	0.41	4.72	0.08	4.06	0.08
Integrity	4.00	0.00	4.42	0.35	4.83	0.24	4.00	0.00
Empathy	4.00	0.00	4.58	0.51	5.00	0.00	4.00	0.00
Honesty	5.00	0.00	4.33	0.49	4.50	0.71	4.00	0.00
Nurturing Relationships Fully	3.00	0.00	4.33	0.65	5.00	0.00	4.00	0.00
Social Consciousness	4.00	0.00	4.06	0.42	4.83	0.24	4.17	0.24
Community Service Volunteering	4.00	0.00	4.08	0.51	5.00	0.00	4.00	0.00
Responsible Citizenship	4.00	0.00	3.83	0.94	5.00	0.00	4.00	0.00
Contributions to Group Effort	4.00	0.00	4.25	0.45	4.50	0.71	4.50	0.71
Discipline	4.33	0.00	4.17	0.66	4.50	0.24	4.00	0.00
Self-esteem	5.00	0.00	4.25	0.62	4.00	0.00	4.00	0.00
Self-discipline	4.00	0.00	4.17	0.83	4.50	0.71	3.50	0.71
Self-responsibility	4.00	0.00	4.08	0.79	5.00	0.00	4.50	0.71
English Proficiency	4.58	0.00	4.10	0.51	4.17	0.24	3.96	0.06
Communicating	4.75	0.00	4.06	0.53	4.50	0.71	3.88	0.18
Listening proficiency	5.00	0.00	3.83	0.83	4.50	0.71	4.00	0.00
Speaking proficiency	5.00	0.00	4.08	0.67	4.50	0.71	3.00	0.00
Reading proficiency	5.00	0.00	4.17	0.58	4.50	0.71	4.00	0.00
Writing proficiency	4.00	0.00	4.17	0.72	4.50	0.71	4.50	0.71
Under Standing	4.00	0.00	4.17	0.58	4.00	0.00	4.50	0.71
Ability to use communicative English proficiency to understand a cultural diversity	4.00	0.00	4.17	0.58	4.00	0.00	4.50	0.71
Learning	5.00	0.00	4.08	0.51	4.00	0.00	3.50	0.71
Ability to use communicative English proficiency to continuously search for new knowledge	5.00	0.00	4.08	0.51	4.00	0.00	3.50	0.71
Entrepreneurial Spirit	4.67	0.00	4.21	0.34	4.33	0.31	4.11	0.16
Leadership	5.00	0.00	4.06	0.55	4.33	0.47	3.83	0.24
Creative Thinking	5.00	0.00	4.17	0.58	4.50	0.71	4.50	0.71
Critical Thinking	5.00	0.00	3.92	0.67	4.50	0.71	3.50	0.71
Decision Making	5.00	0.00	4.08	0.79	4.00	0.00	3.50	0.71
Management Knowledge	4.33	0.00	4.31	0.36	4.50	0.24	4.17	0.24
Digital Literacy	4.00	0.00	4.33	0.65	4.00	0.00	4.00	0.00
Business Understanding	4.00	0.00	4.25	0.45	5.00	0.00	4.00	0.00
Marketability Understanding	5.00	0.00	4.33	0.65	4.50	0.71	4.50	0.71
Labor Omnia Vincit	4.67	0.00	4.28	0.40	4.17	0.71	4.33	0.47
Teamwork	4.00	0.00	4.33	0.65	3.50	0.71	4.50	0.71
Self-motivation	5.00	0.00	4.42	0.51	4.50	0.71	4.50	0.71
Problem Solving	5.00	0.00	4.08	0.67	4.50	0.71	4.00	0.00
Total Overall	4.45	0.00	4.18	0.35	4.41	0.05	4.04	0.10

Faculty members and Staff

Faculty/Staff	Indicators and Items	Mean	S.D.
Martin de Tours School of Management and Economics (n= 53)	Vision	4.58	0.59
	Mission	4.58	0.59
	AU Uniqueness	4.51	0.56
	Catholic University	4.59	0.59
	International University	4.45	0.58
	AU Culture	4.53	0.64
	AU Core Competencies	4.48	0.61
	AU Core Values	4.35	0.70
	Integrity, Social Consciousness, and Discipline	4.51	0.61
Theodore Maria School of Arts (n= 25)	Vision	4.74	0.46
	Mission	4.78	0.46
	AU Uniqueness	4.40	0.90
	Catholic University	4.43	0.88
	International University	4.38	0.96
	AU Culture	4.80	0.41
	AU Core Competencies	4.69	0.40
	AU Core Values	4.15	1.01
	Integrity, Social Consciousness, and Discipline	4.27	0.92
Bernadette de Lourdes School of Nursing Science (n= 12)	Vision	4.75	0.45
	Mission	4.71	0.45
	AU Uniqueness	4.60	1.12
	Catholic University	4.58	1.16
	International University	4.62	1.09
	AU Culture	4.67	0.49
	AU Core Competencies	4.63	0.59
	AU Core Values	4.56	1.16
	Integrity, Social Consciousness, and Discipline	4.53	1.15
Vincent Mary School of Engineering, Science and Technology (n= 33)	Vision	4.38	0.61
	Mission	4.35	0.64
	AU Uniqueness	4.40	0.73
	Catholic University	4.46	0.74
	International University	4.36	0.76
	AU Culture	4.27	0.63
	AU Core Competencies	4.30	0.57
	AU Core Values	4.30	0.75
	Integrity, Social Consciousness, and Discipline	4.34	0.81
School of Law (n= 12)	Vision	4.75	0.40
	Mission	4.71	0.45
	AU Uniqueness	4.33	0.44
	Catholic University	4.56	0.39
	International University	4.15	0.51
	AU Culture	4.75	0.45
	AU Core Competencies	4.60	0.45
	AU Core Values	3.90	0.64
	Integrity, Social Consciousness, and Discipline	4.28	0.63
School of Biotechnology (n= 9)	Vision	4.83	0.35
	Mission	4.78	0.44
	AU Uniqueness	4.70	0.40
	Catholic University	4.75	0.35
	International University	4.67	0.44
	AU Culture	4.78	0.44
	AU Core Competencies	4.61	0.47
	AU Core Values	4.33	0.56
	Integrity, Social Consciousness, and Discipline	4.44	0.49

Faculty/Staff	Indicators and Items	Mean	S.D.
Albert Laurence School of Communication Arts (n= 32)	Vision	4.44	0.72
	Mission	4.47	0.75
	AU Uniqueness	4.22	0.79
	Catholic University	4.28	0.80
	International University	4.18	0.81
	AU Culture	4.50	0.76
	AU Core Competencies	4.50	0.64
	AU Core Values	4.10	0.79
	Integrity, Social Consciousness, and Discipline	4.08	0.80
School of Music (n= 7)	Vision	4.29	0.57
	Mission	4.14	0.69
	AU Uniqueness	4.24	0.44
	Catholic University	4.46	0.47
	International University	4.06	0.61
	AU Culture	4.29	0.76
	AU Core Competencies	4.25	0.52
	AU Core Values	4.21	0.42
	Integrity, Social Consciousness, and Discipline	4.14	0.49
Montfort Del Rosario School of Architecture and Design (n= 22)	Vision	4.41	0.48
	Mission	4.50	0.51
	AU Uniqueness	4.28	0.76
	Catholic University	4.42	0.70
	International University	4.17	0.88
	AU Culture	4.41	0.50
	AU Core Competencies	4.48	0.59
	AU Core Values	4.08	0.78
	Integrity, Social Consciousness, and Discipline	4.18	0.76
Graduate School of Business and Advanced Technology Management (n= 6)	Vision	4.58	0.49
	Mission	4.67	0.52
	AU Uniqueness	4.52	0.33
	Catholic University	4.46	0.33
	International University	4.57	0.39
	AU Culture	4.67	0.52
	AU Core Competencies	4.67	0.52
	AU Core Values	4.38	0.65
	Integrity, Social Consciousness, and Discipline	4.70	0.41
Graduate School of Human Sciences (n= 9)	Vision	4.61	0.49
	Mission	4.67	0.50
	AU Uniqueness	4.96	0.06
	Catholic University	5.00	0.00
	International University	4.93	0.10
	AU Culture	4.56	0.53
	AU Core Competencies	4.58	0.59
	AU Core Values	5.00	0.00
	Integrity, Social Consciousness, and Discipline	5.00	0.00
Lecturers (n= 20)	Vision	4.40	0.62
	Mission	4.43	0.73
	AU Uniqueness	4.48	0.90
	Catholic University	4.54	0.91
	International University	4.44	0.91
	AU Culture	4.55	0.69
	AU Core Competencies	4.45	0.57
	AU Core Values	4.46	0.90
	Integrity, Social Consciousness, and Discipline	4.46	0.90
Staff (n= 121)	Vision	4.42	0.63
	Mission	4.41	0.60
	AU Uniqueness	4.41	0.66
	Catholic University	4.44	0.68
	International University	4.39	0.66
	AU Culture	4.40	0.64
	AU Core Competencies	4.42	0.63
	AU Core Values	4.25	0.66
	Integrity, Social Consciousness, and Discipline	4.32	0.67

Questionnaire



Questionnaire: AU Vision Mission Uniqueness and Core Values (Lecturer/Officer)

Instructions: Please indicate your level of agreement or satisfaction with the following indicators which represent Assumption University's dedication to its Uniqueness and Core Values. Your honest input is highly appreciated, and your identity will be kept confidential.

Gender:	<input type="radio"/> 1. Male	<input type="radio"/> 2. Female
Position	Faculty/Office	
<input type="radio"/> 1. Lecturer <input type="radio"/> 2. Officer	<input type="radio"/> 1. MSME <input type="radio"/> 2. Arts <input type="radio"/> 3. Nursing Science <input type="radio"/> 4. Engineering Sci. and Tech. <input type="radio"/> 5. Law <input type="radio"/> 6. Biotechnology <input type="radio"/> 7. Communication Arts <input type="radio"/> 8. Music <input type="radio"/> 9. Architecture and Design <input type="radio"/> 10. Graduate School of Business and Advanced Technology Management <input type="radio"/> 11. Grad. Schools of Human Sciences <input type="radio"/> 12. Other, please specify	

Vision	Level of Agreement				
	Strongly Disagree	←.....→			Strongly Agree
1. AU envisions itself in the next decade as: an international community of scholars; enlivened by Christian inspiration.	①	②	③	④	⑤
2. AU envisions itself in the next decade as: engaging in the pursuit of Truth and knowledge; and serving human society, especially through the creative use of interdisciplinary approaches and cyber technology.	①	②	③	④	⑤

Mission	Level of Agreement				
	Strongly Disagree	←.....→			Strongly Agree
1. AU is committed to be the light that leads learners and its stakeholders from all parts of the world towards wisdom, Truth, and Christian values and to discover the "Treasure Within" themselves.	①	②	③	④	⑤
2. AU envisions itself in the next decade as: engaging in the pursuit of Truth and knowledge; and serving human society, especially through the creative use of interdisciplinary approaches and cyber technology.	①	②	③	④	⑤

AU Uniqueness

AU Uniqueness	Level of Agreement				
	Strongly Disagree	←.....→			Strongly Agree
1. AU is an International Catholic University that dedicates itself to the pursuit of Truth and knowledge.	①	②	③	④	⑤
2. AU follows the values of a Catholic University and appropriately displays Catholic symbols.	①	②	③	④	⑤
3. AU is effectively managed by the Catholic Leader.	①	②	③	④	⑤
4. AU arranges Catholic rites and functions for the AU community and the public.	①	②	③	④	⑤
5. AU is an international educational institution with strong international programs.	①	②	③	④	⑤
6. AU is a diverse community of international scholars.	①	②	③	④	⑤
7. AU does not discriminate between Thai and international personnel.	①	②	③	④	⑤
8. AU is widely recognized by international organizations.	①	②	③	④	⑤
9. The overall learning environment is conducive for the students' learning.	①	②	③	④	⑤

AU Culture

AU Culture	Level of Agreement				
	Strongly Disagree	←.....→			Strongly Agree
1. Au culture is LABOR OMNIA VINCIT. "we can overcome all difficulties though hard work"	①	②	③	④	⑤

AU Core Competencies

AU Core Competencies	Level of Agreement				
	Strongly Disagree	←.....→			Strongly Agree
1. AU as internationalization community.	①	②	③	④	⑤
2. AU nurtures an entrepreneurial mindset among students and faculty members.	①	②	③	④	⑤
3. AU programs and faculties main a strong network with academic and professional institution and the industry sectors.	①	②	③	④	⑤
4. AU ensure that graduates possess global competency, English competency is emphasized in the core function of teaching and learning.	①	②	③	④	⑤

AU Core Values

AU Core Values	Level of Agreement				
	Strongly Disagree	◀.....▶			Strongly Agree
1. AU people have acquired the Catholic Spirit, namely, the spirit of service.	①	②	③	④	⑤
2. AU people are accountable and responsible persons.	①	②	③	④	⑤
3. AU people righteous and just persons.	①	②	③	④	⑤
4. AU people are always in pursuit of excellence.	①	②	③	④	⑤

Integrity, Social Consciousness, and Discipline

Integrity, Social Consciousness, and Discipline	Level of Agreement				
	Strongly Disagree	◀.....▶			Strongly Agree
1 .AU encourages students to develop their integrity: honesty, reliability, credibility, and accountability.	①	②	③	④	⑤
2. AU fosters social consciousness of caring, sharing and sacrifice.	①	②	③	④	⑤
3. AU promotes self-discipline e.g. hygiene, appropriate dress, and self-control.	①	②	③	④	⑤
4. AU promotes discipline e.g., punctuality, social norms, and respect for the rights of others.	①	②	③	④	⑤
5. AU promotes 3Es, namely, ethics, English proficiency, and entrepreneurial spirit.	①	②	③	④	⑤



Questionnaire: AU Students Identity

Faculty

- ☐ 1. MSME
 ☐ 2. Arts
 ☐ 3. Nursing Science
☐ 4. Engineering and Sci. Tech.
 ☐ 5. Law
 ☐ 6. Biotechnology
☐ 7. Communication Arts
 ☐ 8. Music
 ☐ 9. Architecture and Design

Sex ☐ 1. Male ☐ 2. Female

I have learned to be a person of great character.	Self-perception level				
	Strongly agree	Agree	Neutral	Disagree	Strongly disagree
Ethics					
1. Empathy: I care for others.	5	4	3	2	1
2. Honesty: I am honest and straightforward.	5	4	3	2	1
3. Nurturing Relationships Fully: I have good relationships with others.	5	4	3	2	1
Social Consciousness					
1. Community Service Volunteering: I participate in community service projects.	5	4	3	2	1
2. Responsible Citizenship: I am active in political affairs.	5	4	3	2	1
3. Contributions to Group Effort: I participate in group works.	5	4	3	2	1
Discipline					
1. Self-esteem: I respect for myself.	5	4	3	2	1
2. Self-discipline: I can control myself.	5	4	3	2	1
3. Self-responsibility: I am responsible for myself.	5	4	3	2	1

I have learned to acquire English skills.	Self-perception level				
	Strongly agree	Agree	Neutral	Disagree	Strongly disagree
English proficiency					
1. Listening proficiency: I am good at listening skills.	5	4	3	2	1
2. Speaking proficiency: I am good at speaking skills.	5	4	3	2	1
3. Reading proficiency: I am good at reading skills.	5	4	3	2	1
4. Writing proficiency: I am good at writing skills.	5	4	3	2	1
5. Ability to use communicative English proficiency to understand a cultural diversity: I can use English proficiency to understand cultural differences.	5	4	3	2	1
6. Ability to use communicative English proficiency to continuously search for new knowledge: I can use English proficiency to continuously seek new knowledge.	5	4	3	2	1
I have learned to acquire the entrepreneurial spirit.	Self-perception level				
	Strongly agree	Agree	Neutral	Disagree	Strongly disagree
Leadership					
1. Creative Thinking: I have a creative mind.	5	4	3	2	1
2. Critical Thinking: I have a critical mind.	5	4	3	2	1
3. Decision Making: I can make decisions appropriately.	5	4	3	2	1
Management Knowledge					
1. Digital Literacy: I am able to deal with information through digital platforms.	5	4	3	2	1
2. Business Understanding: I understand business doing.	5	4	3	2	1
3. Marketability Understanding: I understand the essence of market ability.	5	4	3	2	1
Labor Omnia Vincit					
1. Teamwork: I have a teamwork spirit.	5	4	3	2	1
2. Self-motivation: I can motivate myself.	5	4	3	2	1
3. Problem Solving: I have problem-solving skills.	5	4	3	2	1

😊 Thank you for your information 😊



Questionnaire :AU Stakeholder Satisfaction Index (MARKET EMPLOYERS)

Part1 : Personal Data

Gender 1Male 2Female

Ages

- | | | |
|-----------------------|--------------------------|----------------------|
| 1. Below 30 years old | 2. 30 - 39 years old | 3. 40 - 49 years old |
| 4. 50 - 59 years old | 5. 60 years old or above | |

Your current position in the company

Your employment duration in the company year(s)

Type of company where you work.....

Number of Assumption University's graduate(s) in your organization

[] Number of Bachelor level..... Faculty.....Major.....

[] Number of Master levelFaculty.....Major.....

[] Number of Ph.D. levelFaculty.....Major.....

Part 2 Instructions: Please rate your level of satisfaction with AU graduates in terms of the following characteristics.

Ethics	Satisfaction level				
	Least	←.....→			Most
Integrity					
1. Empathy	1	2	3	4	5
2. Honesty	1	2	3	4	5
3. Nurturing Relationships Fully	1	2	3	4	5
Social Consciousness					
4. Community Service Volunteering	1	2	3	4	5
5. Responsible Citizenship	1	2	3	4	5
6. Contributions to Group Effort	1	2	3	4	5
Discipline					
7. Self-esteem	1	2	3	4	5
8. Self-discipline	1	2	3	4	5
9. Self-responsibility	1	2	3	4	5

English Proficiency	Satisfaction level				
	Least	←.....→			Most
Communicating					
1. Listening proficiency	1	2	3	4	5
2. Speaking proficiency	1	2	3	4	5
3. Reading proficiency	1	2	3	4	5
4. Writing proficiency	1	2	3	4	5
Under Standing					
5. Ability to use communicative English proficiency to understand a cultural diversity	1	2	3	4	5
Learning					
6. Ability to use communicative English proficiency to continuously search for new knowledge	1	2	3	4	5
Entrepreneurship	Satisfaction level				
	Least	←.....→			Most
Leadership					
1. Creative Thinking	1	2	3	4	5
2. Critical Thinking	1	2	3	4	5
3. Decision Making	1	2	3	4	5
Management Knowledge					
4. Digital Literacy	1	2	3	4	5
5. Business Understanding	1	2	3	4	5
6. Marketability Understanding	1	2	3	4	5
Labor Omnia Vincit					
7. Teamwork	1	2	3	4	5
8. Self-motivation	1	2	3	4	5
9. Problem Solving	1	2	3	4	5

Recommendation(s)

.....

.....

.....

☺Thank you for your participation☺